



MATERNAL & NEWBORN HEALTH SCORE CARD










KENYA

KEY HIGHLIGHTS - KHIS 2025




1. Kenya Demographic Health Survey 2022

#	Indicator	Performance	Target	Achievement
1	4th Antenatal Care Coverage (%)	66	90	
2	(%) of Deliveries conducted by SBA	89	90	
3	Still Birth Rate	15	12	
4	Neonatal Mortality Rate	21	12	
5	Postnatal Care within 48 hours (mothers)	78	80	
6	BCG Immunization Coverage among 1 year olds (%)	97	100	
7	Teenage Pregnancy Rate	15	13	

2. Population Census 2019

#	Indicator	Performance	Target	Achievement
1	Maternal Mortality Ratio	355	70	

SCORING CRITERIA

 Below target (<70%)
  Approaching target (70%-89%)
  Achieved target (>90%)



BETTER DATA

BETTER DECISIONS

BETTER OUTCOMES



MATERNAL & NEWBORN HEALTH SCORE CARD

KENYA



Data snapshot based on | KHIS 2025, QOC 2024, KDHS 2022, KMFR, Population Census 2019

3. Quality of Care Assessment 2024

#	Indicator	Performance	Target	Achievement
1	Health worker density – Total doctors (Medical officers & specialists) per 10,000 population	0.9	7.7	
2	Health worker density – Total clinical officers per 10,000 population	3.2	0.9	
3	Health worker density – Total nurses per 10,000 population	10.1	58.6	
4	Health worker density – Total lab techs per 10,000 population	2.3	14	
5	Core cadre density – Total doctors, nurses and clinical officers per 10,000 population	14.3	23	
6	Stockout of chlorhexidine gel 7.1%	50	0	
7	Stockout of oxytocin	40	0	
8	% of Level 2-5 facilities providing delivery services with all 7 Basic Emergency Obstetric and Newborn Care (BEmONC) signal functions	37	100	
9	% of hospitals (Level 4 & 5) providing all 7 BEmONC signal functions + Blood Transfusion & Caesarean Section	46	100	
10	Total facility density per 10,000 population	2.41	2	
11	% of health workers able to make correct diagnosis and treatment of Post Partum Hemorrhage (PPH)	40	100	
12	% of health workers able to make correct diagnosis and treatment of Birth Asphyxia	36	100	
13	Absenteeism Rate	30	1.5	



BETTER DATA

BETTER DECISIONS

BETTER OUTCOMES



MATERNAL & NEWBORN HEALTH SCORE CARD



BARINGO COUNTY

KEY HIGHLIGHTS - KHIS 2025



1. Kenya Demographic Health Survey 2022

#	Indicator	Performance	Target	Achievement
1	4th Antenatal Care Coverage (%)	49	90	
2	(%) of Deliveries conducted by SBA	83	90	
3	Still Birth Rate	16	12	
4	Neonatal Mortality Rate	33	12	
5	Postnatal Care within 48 hours (mothers)	83	80	
6	BCG Immunization Coverage among 1 year olds (%)	98	100	
7	Teenage Pregnancy Rate	20	13	

2. Population Census 2019

#	Indicator	Performance	Target	Achievement
1	Maternal Mortality Ratio	274	70	

SCORING CRITERIA

Below target (<70%) Approaching target (70%-89%) Achieved target (>90%)



BETTER DATA

BETTER DECISIONS

BETTER OUTCOMES



MATERNAL & NEWBORN HEALTH SCORE CARD

BARINGO COUNTY



Data snapshot based on | KHIS 2025, QOC 2024, KDHS 2022, KMFR, Population Census 2019

3. Quality of Care Assessment 2024

#	Indicator	Performance	Target	Achievement
1	Health worker density – Total doctors (Medical officers & specialists) per 10,000 population	0.7	7.7	
2	Health worker density – Total clinical officers per 10,000 population	3.8	0.9	
3	Health worker density – Total nurses per 10,000 population	10.1	58.6	
4	Health worker density – Total lab techs per 10,000 population	1.8	14	
5	Core cadre density – Total doctors, nurses and clinical officers per 10,000 population	14.5	23	
6	Stockout of chlorhexidine gel 7.1%	66	0	
7	Stockout of oxytocin	57	0	
8	% of Level 2-5 facilities providing delivery services with all 7 Basic Emergency Obstetric and Newborn Care(BEmONC) signal functions	25	100	
9	% of hospitals(Level 4 & 5) providing all 7 BEmONC signal functions + Blood Transfusion & Caesarean Section	42	100	
10	Total facility density per 10,000 population	3.16	2	
11	% of health workers able to make correct diagnosis and treatment of Post Partum Hemorrhage (PPH)	32	100	
12	% of health workers able to make correct diagnosis and treatment of Birth Asphyxia	22	100	
13	Absenteeism Rate	22	1.5	



BETTER DATA

BETTER DECISIONS

BETTER OUTCOMES



MATERNAL & NEWBORN HEALTH SCORE CARD



BOMET COUNTY

KEY HIGHLIGHTS - KHIS 2025



1. Kenya Demographic Health Survey 2022

#	Indicator	Performance	Target	Achievement
1	4th Antenatal Care Coverage (%)	53	90	
2	(%) of Deliveries conducted by SBA	88	90	
3	Still Birth Rate	17	12	
4	Neonatal Mortality Rate	17	12	
5	Postnatal Care within 48 hours (mothers)	80	80	
6	BCG Immunization Coverage among 1 year olds (%)	99	100	
7	Teenage Pregnancy Rate	9	13	

2. Population Census 2019

#	Indicator	Performance	Target	Achievement
1	Maternal Mortality Ratio	554	70	

SCORING CRITERIA

Below target (<70%) Approaching target (70%-89%) Achieved target (>90%)



BETTER DATA

BETTER DECISIONS

BETTER OUTCOMES



MATERNAL & NEWBORN HEALTH SCORE CARD



BOMET COUNTY

Data snapshot based on | KHIS 2025, QOC 2024, KDHS 2022, KMFR, Population Census 2019

3. Quality of Care Assessment 2024

#	Indicator	Performance	Target	Achievement
1	Health worker density – Total doctors (Medical officers & specialists) per 10,000 population	0.5	7.7	
2	Health worker density – Total clinical officers per 10,000 population	1.8	0.9	
3	Health worker density – Total nurses per 10,000 population	7.3	58.6	
4	Health worker density – Total lab techs per 10,000 population	1	14	
5	Core cadre density – Total doctors, nurses and clinical officers per 10,000 population	9.6	23	
6	Stockout of chlorhexidine gel 7.1%	35	0	
7	Stockout of oxytocin	64	0	
8	% of Level 2-5 facilities providing delivery services with all 7 Basic Emergency Obstetric and Newborn Care(BEmONC) signal functions	11	100	
9	% of hospitals(Level 4 & 5) providing all 7 BEmONC signal functions + Blood Transfusion & Caesarean Section	29	100	
10	Total facility density per 10,000 population	2	2	
11	% of health workers able to make correct diagnosis and treatment of Post Partum Hemorrhage (PPH)	33	100	
12	% of health workers able to make correct diagnosis and treatment of Birth Asphyxia	47	100	
13	Absenteeism Rate	25	1.5	



BETTER DATA

BETTER DECISIONS

BETTER OUTCOMES




MATERNAL & NEWBORN HEALTH SCORE CARD



BUNGOMA COUNTY

KEY HIGHLIGHTS - KHIS 2025



1. Kenya Demographic Health Survey 2022

#	Indicator	Performance	Target	Achievement
1	4th Antenatal Care Coverage (%)	73	90	
2	(%) of Deliveries conducted by SBA	87	90	
3	Still Birth Rate	9	12	
4	Neonatal Mortality Rate	25	12	
5	Postnatal Care within 48 hours (mothers)	59	80	
6	BCG Immunization Coverage among 1 year olds (%)	100	100	
7	Teenage Pregnancy Rate	19	13	

2. Population Census 2019

#	Indicator	Performance	Target	Achievement
1	Maternal Mortality Ratio	238	70	

SCORING CRITERIA

Below target (<70%)
 Approaching target (70%-89%)
 Achieved target (>90%)



BETTER DATA

BETTER DECISIONS

BETTER OUTCOMES



MATERNAL & NEWBORN HEALTH SCORE CARD



BUNGOMA COUNTY

Data snapshot based on | KHIS 2025, QOC 2024, KDHS 2022, KMFR, Population Census 2019

3. Quality of Care Assessment 2024

#	Indicator	Performance	Target	Achievement
1	Health worker density – Total doctors (Medical officers & specialists) per 10,000 population	0.6	7.7	
2	Health worker density – Total clinical officers per 10,000 population	2.4	0.9	
3	Health worker density – Total nurses per 10,000 population	7	58.6	
4	Health worker density – Total lab techs per 10,000 population	2.2	14	
5	Core cadre density – Total doctors, nurses and clinical officers per 10,000 population	10	23	
6	Stockout of chlorhexidine gel 7.1%	56	0	
7	Stockout of oxytocin	26	0	
8	% of Level 2-5 facilities providing delivery services with all 7 Basic Emergency Obstetric and Newborn Care(BEmONC) signal functions	29	100	
9	% of hospitals(Level 4 & 5) providing all 7 BEmONC signal functions + Blood Transfusion & Caesarean Section	30	100	
10	Total facility density per 10,000 population	1.5	2	
11	% of health workers able to make correct diagnosis and treatment of Post Partum Hemorrhage (PPH)	46	100	
12	% of health workers able to make correct diagnosis and treatment of Birth Asphyxia	42	100	
13	Absenteeism Rate	27	1.5	



BETTER DATA

BETTER DECISIONS

BETTER OUTCOMES



MATERNAL & NEWBORN HEALTH SCORE CARD










BUSIA COUNTY

KEY HIGHLIGHTS - KHIS 2025



1. Kenya Demographic Health Survey 2022

#	Indicator	Performance	Target	Achievement
1	4th Antenatal Care Coverage (%)	71	90	
2	(%) of Deliveries conducted by SBA	88	90	
3	Still Birth Rate	22	12	
4	Neonatal Mortality Rate	22	12	
5	Postnatal Care within 48 hours (mothers)	91	80	
6	BCG Immunization Coverage among 1 year olds (%)	98	100	
7	Teenage Pregnancy Rate	18	13	

2. Population Census 2019

#	Indicator	Performance	Target	Achievement
1	Maternal Mortality Ratio	273	70	

SCORING CRITERIA

 Below target (<70%)
  Approaching target (70%-89%)
  Achieved target (>90%)



BETTER DATA

BETTER DECISIONS

BETTER OUTCOMES



MATERNAL & NEWBORN HEALTH SCORE CARD



BUSIA COUNTY

Data snapshot based on | KHIS 2025, QOC 2024, KDHS 2022, KMFR, Population Census 2019

3. Quality of Care Assessment 2024

#	Indicator	Performance	Target	Achievement
1	Health worker density – Total doctors (Medical officers & specialists) per 10,000 population	0.4	7.7	
2	Health worker density – Total clinical officers per 10,000 population	2.3	0.9	
3	Health worker density – Total nurses per 10,000 population	8.1	58.6	
4	Health worker density – Total lab techs per 10,000 population	2.3	14	
5	Core cadre density – Total doctors, nurses and clinical officers per 10,000 population	10.9	23	
6	Stockout of chlorhexidine gel 7.1%	48	0	
7	Stockout of oxytocin	34	0	
8	% of Level 2-5 facilities providing delivery services with all 7 Basic Emergency Obstetric and Newborn Care(BEmONC) signal functions	41	100	
9	% of hospitals(Level 4 & 5) providing all 7 BEmONC signal functions + Blood Transfusion & Caesarean Section	58	100	
10	Total facility density per 10,000 population	1.8	2	
11	% of health workers able to make correct diagnosis and treatment of Post Partum Hemorrhage (PPH)	37	100	
12	% of health workers able to make correct diagnosis and treatment of Birth Asphyxia	33	100	
13	Absenteeism Rate	45	1.5	



BETTER DATA

BETTER DECISIONS

BETTER OUTCOMES



MATERNAL & NEWBORN HEALTH SCORE CARD



ELGEYO MARAKWET COUNTY

KEY HIGHLIGHTS - KHIS 2025



1. Kenya Demographic Health Survey 2022

#	Indicator	Performance	Target	Achievement
1	4th Antenatal Care Coverage (%)	52	90	<div style="width: 52%; background-color: red;"></div>
2	(%) of Deliveries conducted by SBA	98	90	<div style="width: 98%; background-color: green;"></div>
3	Still Birth Rate	0	12	<div style="width: 0%; background-color: green;"></div>
4	Neonatal Mortality Rate	27	12	<div style="width: 27%; background-color: red;"></div>
5	Postnatal Care within 48 hours (mothers)	88	80	<div style="width: 88%; background-color: green;"></div>
6	BCG Immunization Coverage among 1 year olds (%)	98	100	<div style="width: 98%; background-color: green;"></div>
7	Teenage Pregnancy Rate	12	13	<div style="width: 12%; background-color: green;"></div>

2. Population Census 2019

#	Indicator	Performance	Target	Achievement
1	Maternal Mortality Ratio	435	70	<div style="width: 435%; background-color: red;"></div>

SCORING CRITERIA

● Below target (<70%)
 ● Approaching target (70%-89%)
 ● Achieved target (>90%)



BETTER DATA

BETTER DECISIONS

BETTER OUTCOMES



MATERNAL & NEWBORN HEALTH SCORE CARD



ELGEYO MARAKWET COUNTY

Data snapshot based on | KHIS 2025, QOC 2024, KDHS 2022, KMFR, Population Census 2019

3. Quality of Care Assessment 2024

#	Indicator	Performance	Target	Achievement
1	Health worker density – Total doctors (Medical officers & specialists) per 10,000 population	0.6	7.7	
2	Health worker density – Total clinical officers per 10,000 population	1.8	0.9	
3	Health worker density – Total nurses per 10,000 population	9.7	58.6	
4	Health worker density – Total lab techs per 10,000 population	2	14	
5	Core cadre density – Total doctors, nurses and clinical officers per 10,000 population	12.1	23	
6	Stockout of chlorhexidine gel 7.1%	71	0	
7	Stockout of oxytocin	54	0	
8	% of Level 2-5 facilities providing delivery services with all 7 Basic Emergency Obstetric and Newborn Care(BEmONC) signal functions	26	100	
9	% of hospitals(Level 4 & 5) providing all 7 BEmONC signal functions + Blood Transfusion & Caesarean Section	0	100	
10	Total facility density per 10,000 population	1.6	2	
11	% of health workers able to make correct diagnosis and treatment of Post Partum Hemorrhage (PPH)	47	100	
12	% of health workers able to make correct diagnosis and treatment of Birth Asphyxia	36	100	
13	Absenteeism Rate	28	1.5	





MATERNAL & NEWBORN HEALTH SCORE CARD



EMBU COUNTY

KEY HIGHLIGHTS - KHIS 2025



1. Kenya Demographic Health Survey 2022

#	Indicator	Performance	Target	Achievement
1	4th Antenatal Care Coverage (%)	62	90	
2	(%) of Deliveries conducted by SBA	96	90	
3	Still Birth Rate	15	12	
4	Neonatal Mortality Rate	24	12	
5	Postnatal Care within 48 hours (mothers)	94	80	
6	BCG Immunization Coverage among 1 year olds (%)	100	100	
7	Teenage Pregnancy Rate	14	13	

2. Population Census 2019

#	Indicator	Performance	Target	Achievement
1	Maternal Mortality Ratio	244	70	

SCORING CRITERIA

Below target (<70%)
 Approaching target (70%-89%)
 Achieved target (>90%)



BETTER DATA

BETTER DECISIONS

BETTER OUTCOMES



MATERNAL & NEWBORN HEALTH SCORE CARD



EMBU COUNTY

Data snapshot based on | KHIS 2025, QOC 2024, KDHS 2022, KMFR, Population Census 2019

3. Quality of Care Assessment 2024

#	Indicator	Performance	Target	Achievement
1	Health worker density – Total doctors (Medical officers & specialists) per 10,000 population	0.9	7.7	
2	Health worker density – Total clinical officers per 10,000 population	3.3	0.9	
3	Health worker density – Total nurses per 10,000 population	15.7	58.6	
4	Health worker density – Total lab techs per 10,000 population	3.3	14	
5	Core cadre density – Total doctors, nurses and clinical officers per 10,000 population	19.9	23	
6	Stockout of chlorhexidine gel 7.1%	44	0	
7	Stockout of oxytocin	58	0	
8	% of Level 2-5 facilities providing delivery services with all 7 Basic Emergency Obstetric and Newborn Care(BEmONC) signal functions	57	100	
9	% of hospitals(Level 4 & 5) providing all 7 BEmONC signal functions + Blood Transfusion & Caesarean Section	88	100	
10	Total facility density per 10,000 population	2.9	2	
11	% of health workers able to make correct diagnosis and treatment of Post Partum Hemorrhage (PPH)	24	100	
12	% of health workers able to make correct diagnosis and treatment of Birth Asphyxia	16	100	
13	Absenteeism Rate	33	1.5	



BETTER DATA

BETTER DECISIONS

BETTER OUTCOMES



MATERNAL & NEWBORN HEALTH SCORE CARD



GARISSA COUNTY

KEY HIGHLIGHTS - KHIS 2025



1. Kenya Demographic Health Survey 2022

#	Indicator	Performance	Target	Achievement
1	4th Antenatal Care Coverage (%)	31	90	
2	(%) of Deliveries conducted by SBA	68	90	
3	Still Birth Rate	12	12	
4	Neonatal Mortality Rate	28	12	
5	Postnatal Care within 48 hours (mothers)	45	80	
6	BCG Immunization Coverage among 1 year olds (%)	63	100	
7	Teenage Pregnancy Rate	15	13	

2. Population Census 2019

#	Indicator	Performance	Target	Achievement
1	Maternal Mortality Ratio	641	70	

SCORING CRITERIA

Below target (<70%)
 Approaching target (70%-89%)
 Achieved target (>90%)



BETTER DATA

BETTER DECISIONS

BETTER OUTCOMES



MATERNAL & NEWBORN HEALTH SCORE CARD



GARISSA COUNTY

Data snapshot based on | KHIS 2025, QOC 2024, KDHS 2022, KMFR, Population Census 2019

3. Quality of Care Assessment 2024

#	Indicator	Performance	Target	Achievement
1	Health worker density – Total doctors (Medical officers & specialists) per 10,000 population	0.9	7.7	
2	Health worker density – Total clinical officers per 10,000 population	2.1	0.9	
3	Health worker density – Total nurses per 10,000 population	5.9	58.6	
4	Health worker density – Total lab techs per 10,000 population	1.4	14	
5	Core cadre density – Total doctors, nurses and clinical officers per 10,000 population	8.9	23	
6	Stockout of chlorhexidine gel 7.1%	31	0	
7	Stockout of oxytocin	34	0	
8	% of Level 2-5 facilities providing delivery services with all 7 Basic Emergency Obstetric and Newborn Care(BEmONC) signal functions	40	100	
9	% of hospitals(Level 4 & 5) providing all 7 BEmONC signal functions + Blood Transfusion & Caesarean Section	55	100	
10	Total facility density per 10,000 population	2	2	
11	% of health workers able to make correct diagnosis and treatment of Post Partum Hemorrhage (PPH)	48	100	
12	% of health workers able to make correct diagnosis and treatment of Birth Asphyxia	50	100	
13	Absenteeism Rate	33	1.5	



BETTER DATA

BETTER DECISIONS

BETTER OUTCOMES



MATERNAL & NEWBORN HEALTH SCORE CARD










HOMA BAY COUNTY

KEY HIGHLIGHTS - KHIS 2025



1. Kenya Demographic Health Survey 2022

#	Indicator	Performance	Target	Achievement
1	4th Antenatal Care Coverage (%)	69	90	
2	(%) of Deliveries conducted by SBA	91	90	
3	Still Birth Rate	10	12	
4	Neonatal Mortality Rate	32	12	
5	Postnatal Care within 48 hours (mothers)	77	80	
6	BCG Immunization Coverage among 1 year olds (%)	98	100	
7	Teenage Pregnancy Rate	23	13	

2. Population Census 2019

#	Indicator	Performance	Target	Achievement
1	Maternal Mortality Ratio	516	70	

SCORING CRITERIA

 Below target (<70%)  Approaching target (70%-89%)  Achieved target (>90%)



BETTER DATA

BETTER DECISIONS

BETTER OUTCOMES



MATERNAL & NEWBORN HEALTH SCORE CARD



HOMA BAY COUNTY

Data snapshot based on | KHIS 2025, QOC 2024, KDHS 2022, KMFR, Population Census 2019

3. Quality of Care Assessment 2024

#	Indicator	Performance	Target	Achievement
1	Health worker density – Total doctors (Medical officers & specialists) per 10,000 population	0.3	7.7	
2	Health worker density – Total clinical officers per 10,000 population	3.7	0.9	
3	Health worker density – Total nurses per 10,000 population	9.4	58.6	
4	Health worker density – Total lab techs per 10,000 population	2.2	14	
5	Core cadre density – Total doctors, nurses and clinical officers per 10,000 population	13.4	23	
6	Stockout of chlorhexidine gel 7.1%	32	0	
7	Stockout of oxytocin	39	0	
8	% of Level 2-5 facilities providing delivery services with all 7 Basic Emergency Obstetric and Newborn Care(BEmONC) signal functions	32	100	
9	% of hospitals(Level 4 & 5) providing all 7 BEmONC signal functions + Blood Transfusion & Caesarean Section	45	100	
10	Total facility density per 10,000 population	3.1	2	
11	% of health workers able to make correct diagnosis and treatment of Post Partum Hemorrhage (PPH)	29	100	
12	% of health workers able to make correct diagnosis and treatment of Birth Asphyxia	28	100	
13	Absenteeism Rate	34	1.5	




BETTER DATA

BETTER DECISIONS

BETTER OUTCOMES



MATERNAL & NEWBORN HEALTH SCORE CARD










ISIOLO COUNTY

KEY HIGHLIGHTS - KHIS 2025



1. Kenya Demographic Health Survey 2022

#	Indicator	Performance	Target	Achievement
1	4th Antenatal Care Coverage (%)	53	90	
2	(%) of Deliveries conducted by SBA	85	90	
3	Still Birth Rate	8	12	
4	Neonatal Mortality Rate	22	12	
5	Postnatal Care within 48 hours (mothers)	75	80	
6	BCG Immunization Coverage among 1 year olds (%)	97	100	
7	Teenage Pregnancy Rate	17	13	

2. Population Census 2019

#	Indicator	Performance	Target	Achievement
1	Maternal Mortality Ratio	451	70	

SCORING CRITERIA

 Below target (<70%)
  Approaching target (70%-89%)
  Achieved target (>90%)



BETTER DATA

BETTER DECISIONS

BETTER OUTCOMES



MATERNAL & NEWBORN HEALTH SCORE CARD



ISIOLO COUNTY

Data snapshot based on | KHIS 2025, QOC 2024, KDHS 2022, KMFR, Population Census 2019

3. Quality of Care Assessment 2024

#	Indicator	Performance	Target	Achievement
1	Health worker density – Total doctors (Medical officers & specialists) per 10,000 population	0.9	7.7	
2	Health worker density – Total clinical officers per 10,000 population	2.6	0.9	
3	Health worker density – Total nurses per 10,000 population	9.7	58.6	
4	Health worker density – Total lab techs per 10,000 population	1.6	14	
5	Core cadre density – Total doctors, nurses and clinical officers per 10,000 population	13.2	23	
6	Stockout of chlorhexidine gel 7.1%	47	0	
7	Stockout of oxytocin	34	0	
8	% of Level 2-5 facilities providing delivery services with all 7 Basic Emergency Obstetric and Newborn Care(BEmONC) signal functions	39	100	
9	% of hospitals(Level 4 & 5) providing all 7 BEmONC signal functions + Blood Transfusion & Caesarean Section	83	100	
10	Total facility density per 10,000 population	2.1	2	
11	% of health workers able to make correct diagnosis and treatment of Post Partum Hemorrhage (PPH)	36	100	
12	% of health workers able to make correct diagnosis and treatment of Birth Asphyxia	18	100	
13	Absenteeism Rate	38	1.5	






MATERNAL & NEWBORN HEALTH SCORE CARD



KAJIADO COUNTY

KEY HIGHLIGHTS - KHIS 2025



1. Kenya Demographic Health Survey 2022

#	Indicator	Performance	Target	Achievement
1	4th Antenatal Care Coverage (%)	81	90	
2	(%) of Deliveries conducted by SBA	85	90	
3	Still Birth Rate	13	12	
4	Neonatal Mortality Rate	14	12	
5	Postnatal Care within 48 hours (mothers)	82	80	
6	BCG Immunization Coverage among 1 year olds (%)	97	100	
7	Teenage Pregnancy Rate	22	13	

2. Population Census 2019

#	Indicator	Performance	Target	Achievement
1	Maternal Mortality Ratio	495	70	

SCORING CRITERIA

Below target (<70%)
 Approaching target (70%-89%)
 Achieved target (>90%)



BETTER DATA

BETTER DECISIONS

BETTER OUTCOMES



MATERNAL & NEWBORN HEALTH SCORE CARD



KAJIADO COUNTY

Data snapshot based on | KHIS 2025, QOC 2024, KDHS 2022, KMFR, Population Census 2019

3. Quality of Care Assessment 2024

#	Indicator	Performance	Target	Achievement
1	Health worker density – Total doctors (Medical officers & specialists) per 10,000 population	0.8	7.7	
2	Health worker density – Total clinical officers per 10,000 population	3.8	0.9	
3	Health worker density – Total nurses per 10,000 population	5.3	58.6	
4	Health worker density – Total lab techs per 10,000 population	0	14	
5	Core cadre density – Total doctors, nurses and clinical officers per 10,000 population	9.9	23	
6	Stockout of chlorhexidine gel 7.1%	34	0	
7	Stockout of oxytocin	27	0	
8	% of Level 2-5 facilities providing delivery services with all 7 Basic Emergency Obstetric and Newborn Care(BEmONC) signal functions	68	100	
9	% of hospitals(Level 4 & 5) providing all 7 BEmONC signal functions + Blood Transfusion & Caesarean Section	95	100	
10	Total facility density per 10,000 population	2.2	2	
11	% of health workers able to make correct diagnosis and treatment of Post Partum Hemorrhage (PPH)	34	100	
12	% of health workers able to make correct diagnosis and treatment of Birth Asphyxia	16	100	
13	Absenteeism Rate	28	1.5	



BETTER DATA

BETTER DECISIONS

BETTER OUTCOMES




MATERNAL & NEWBORN HEALTH SCORE CARD



KAKAMEGA COUNTY

KEY HIGHLIGHTS - KHIS 2025



1. Kenya Demographic Health Survey 2022

#	Indicator	Performance	Target	Achievement
1	4th Antenatal Care Coverage (%)	73	90	
2	(%) of Deliveries conducted by SBA	96	90	
3	Still Birth Rate	21	12	
4	Neonatal Mortality Rate	16	12	
5	Postnatal Care within 48 hours (mothers)	65	80	
6	BCG Immunization Coverage among 1 year olds (%)	100	100	
7	Teenage Pregnancy Rate	15	13	

2. Population Census 2019

#	Indicator	Performance	Target	Achievement
1	Maternal Mortality Ratio	279	70	

SCORING CRITERIA

Below target (<70%) Approaching target (70%-89%) Achieved target (>90%)



BETTER DATA

BETTER DECISIONS

BETTER OUTCOMES



MATERNAL & NEWBORN HEALTH SCORE CARD



KAKAMEGA COUNTY

Data snapshot based on | KHIS 2025, QOC 2024, KDHS 2022, KMFR, Population Census 2019

3. Quality of Care Assessment 2024

#	Indicator	Performance	Target	Achievement
1	Health worker density – Total doctors (Medical officers & specialists) per 10,000 population	0.4	7.7	
2	Health worker density – Total clinical officers per 10,000 population	2.9	0.9	
3	Health worker density – Total nurses per 10,000 population	6.7	58.6	
4	Health worker density – Total lab techs per 10,000 population	1.3	14	
5	Core cadre density – Total doctors, nurses and clinical officers per 10,000 population	10.1	23	
6	Stockout of chlorhexidine gel 7.1%	48	0	
7	Stockout of oxytocin	38	0	
8	% of Level 2-5 facilities providing delivery services with all 7 Basic Emergency Obstetric and Newborn Care(BEmONC) signal functions	40	100	
9	% of hospitals(Level 4 & 5) providing all 7 BEmONC signal functions + Blood Transfusion & Caesarean Section	36	100	
10	Total facility density per 10,000 population	1.6	2	
11	% of health workers able to make correct diagnosis and treatment of Post Partum Hemorrhage (PPH)	42	100	
12	% of health workers able to make correct diagnosis and treatment of Birth Asphyxia	33	100	
13	Absenteeism Rate	27	1.5	



BETTER DATA

BETTER DECISIONS

BETTER OUTCOMES



MATERNAL & NEWBORN HEALTH SCORE CARD










KERICHO COUNTY

KEY HIGHLIGHTS - KHIS 2025



1. Kenya Demographic Health Survey 2022

#	Indicator	Performance	Target	Achievement
1	4th Antenatal Care Coverage (%)	59	90	
2	(%) of Deliveries conducted by SBA	92	90	
3	Still Birth Rate	12	12	
4	Neonatal Mortality Rate	17	12	
5	Postnatal Care within 48 hours (mothers)	67	80	
6	BCG Immunization Coverage among 1 year olds (%)	94	100	
7	Teenage Pregnancy Rate	15	13	

2. Population Census 2019

#	Indicator	Performance	Target	Achievement
1	Maternal Mortality Ratio	543	70	

SCORING CRITERIA

 Below target (<70%)  Approaching target (70%-89%)  Achieved target (>90%)



BETTER DATA

BETTER DECISIONS

BETTER OUTCOMES



MATERNAL & NEWBORN HEALTH SCORE CARD



KERICHO COUNTY

Data snapshot based on | KHIS 2025, QOC 2024, KDHS 2022, KMFR, Population Census 2019

3. Quality of Care Assessment 2024

#	Indicator	Performance	Target	Achievement
1	Health worker density – Total doctors (Medical officers & specialists) per 10,000 population	0.7	7.7	
2	Health worker density – Total clinical officers per 10,000 population	2.9	0.9	
3	Health worker density – Total nurses per 10,000 population	11.4	58.6	
4	Health worker density – Total lab techs per 10,000 population	2.8	14	
5	Core cadre density – Total doctors, nurses and clinical officers per 10,000 population	15	23	
6	Stockout of chlorhexidine gel 7.1%	55	0	
7	Stockout of oxytocin	55	0	
8	% of Level 2-5 facilities providing delivery services with all 7 Basic Emergency Obstetric and Newborn Care(BEmONC) signal functions	15	100	
9	% of hospitals(Level 4 & 5) providing all 7 BEmONC signal functions + Blood Transfusion & Caesarean Section	44	100	
10	Total facility density per 10,000 population	2.4	2	
11	% of health workers able to make correct diagnosis and treatment of Post Partum Hemorrhage (PPH)	24	100	
12	% of health workers able to make correct diagnosis and treatment of Birth Asphyxia	19	100	
13	Absenteeism Rate	26	1.5	



BETTER DATA

BETTER DECISIONS

BETTER OUTCOMES



MATERNAL & NEWBORN HEALTH SCORE CARD










KIAMBU COUNTY

KEY HIGHLIGHTS - KHIS 2025



1. Kenya Demographic Health Survey 2022

#	Indicator	Performance	Target	Achievement
1	4th Antenatal Care Coverage (%)	67	90	
2	(%) of Deliveries conducted by SBA	98	90	
3	Still Birth Rate	21	12	
4	Neonatal Mortality Rate	28	12	
5	Postnatal Care within 48 hours (mothers)	89	80	
6	BCG Immunization Coverage among 1 year olds (%)	100	100	
7	Teenage Pregnancy Rate	12	13	

2. Population Census 2019

#	Indicator	Performance	Target	Achievement
1	Maternal Mortality Ratio	171	70	

SCORING CRITERIA

 Below target (<70%)
  Approaching target (70%-89%)
  Achieved target (>90%)



BETTER DATA

BETTER DECISIONS

BETTER OUTCOMES



MATERNAL & NEWBORN HEALTH SCORE CARD



KIAMBU COUNTY

Data snapshot based on | KHIS 2025, QOC 2024, KDHS 2022, KMFR, Population Census 2019

3. Quality of Care Assessment 2024

#	Indicator	Performance	Target	Achievement
1	Health worker density – Total doctors (Medical officers & specialists) per 10,000 population	1.1	7.7	
2	Health worker density – Total clinical officers per 10,000 population	4	0.9	
3	Health worker density – Total nurses per 10,000 population	11.6	58.6	
4	Health worker density – Total lab techs per 10,000 population	2.1	14	
5	Core cadre density – Total doctors, nurses and clinical officers per 10,000 population	16.7	23	
6	Stockout of chlorhexidine gel 7.1%	64	0	
7	Stockout of oxytocin	44	0	
8	% of Level 2-5 facilities providing delivery services with all 7 Basic Emergency Obstetric and Newborn Care(BEmONC) signal functions	36	100	
9	% of hospitals(Level 4 & 5) providing all 7 BEmONC signal functions + Blood Transfusion & Caesarean Section	57	100	
10	Total facility density per 10,000 population	2.4	2	
11	% of health workers able to make correct diagnosis and treatment of Post Partum Hemorrhage (PPH)	29	100	
12	% of health workers able to make correct diagnosis and treatment of Birth Asphyxia	17	100	
13	Absenteeism Rate	44	1.5	



BETTER DATA

BETTER DECISIONS

BETTER OUTCOMES




MATERNAL & NEWBORN HEALTH SCORE CARD



KILIFI COUNTY

KEY HIGHLIGHTS - KHIS 2025



1. Kenya Demographic Health Survey 2022

#	Indicator	Performance	Target	Achievement
1	4th Antenatal Care Coverage (%)	77	90	
2	(%) of Deliveries conducted by SBA	85	90	
3	Still Birth Rate	29	12	
4	Neonatal Mortality Rate	24	12	
5	Postnatal Care within 48 hours (mothers)	83	80	
6	BCG Immunization Coverage among 1 year olds (%)	100	100	
7	Teenage Pregnancy Rate	13	13	

2. Population Census 2019

#	Indicator	Performance	Target	Achievement
1	Maternal Mortality Ratio	532	70	

SCORING CRITERIA

Below target (<70%) Approaching target (70%-89%) Achieved target (>90%)



BETTER DATA

BETTER DECISIONS

BETTER OUTCOMES



MATERNAL & NEWBORN HEALTH SCORE CARD



KILIFI COUNTY

Data snapshot based on | KHIS 2025, QOC 2024, KDHS 2022, KMFR, Population Census 2019

3. Quality of Care Assessment 2024

#	Indicator	Performance	Target	Achievement
1	Health worker density – Total doctors (Medical officers & specialists) per 10,000 population	0.4	7.7	
2	Health worker density – Total clinical officers per 10,000 population	3.1	0.9	
3	Health worker density – Total nurses per 10,000 population	5.5	58.6	
4	Health worker density – Total lab techs per 10,000 population	0.8	14	
5	Core cadre density – Total doctors, nurses and clinical officers per 10,000 population	9	23	
6	Stockout of chlorhexidine gel 7.1%	36	0	
7	Stockout of oxytocin	36	0	
8	% of Level 2-5 facilities providing delivery services with all 7 Basic Emergency Obstetric and Newborn Care(BEmONC) signal functions	24	100	
9	% of hospitals(Level 4 & 5) providing all 7 BEmONC signal functions + Blood Transfusion & Caesarean Section	60	100	
10	Total facility density per 10,000 population	1.9	2	
11	% of health workers able to make correct diagnosis and treatment of Post Partum Hemorrhage (PPH)	23	100	
12	% of health workers able to make correct diagnosis and treatment of Birth Asphyxia	46	100	
13	Absenteeism Rate	26	1.5	



BETTER DATA

BETTER DECISIONS

BETTER OUTCOMES



MATERNAL & NEWBORN HEALTH SCORE CARD










KIRINYAGA COUNTY

KEY HIGHLIGHTS - KHIS 2025



1. Kenya Demographic Health Survey 2022

#	Indicator	Performance	Target	Achievement
1	4th Antenatal Care Coverage (%)	68	90	
2	(%) of Deliveries conducted by SBA	97	90	
3	Still Birth Rate	19	12	
4	Neonatal Mortality Rate	37	12	
5	Postnatal Care within 48 hours (mothers)	94	80	
6	BCG Immunization Coverage among 1 year olds (%)	98	100	
7	Teenage Pregnancy Rate	7	13	

2. Population Census 2019

#	Indicator	Performance	Target	Achievement
1	Maternal Mortality Ratio	248	70	

SCORING CRITERIA

 Below target (<70%)
  Approaching target (70%-89%)
  Achieved target (>90%)



BETTER DATA

BETTER DECISIONS

BETTER OUTCOMES



MATERNAL & NEWBORN HEALTH SCORE CARD



KIRINYAGA COUNTY

Data snapshot based on | KHIS 2025, QOC 2024, KDHS 2022, KMFR, Population Census 2019

3. Quality of Care Assessment 2024

#	Indicator	Performance	Target	Achievement
1	Health worker density – Total doctors (Medical officers & specialists) per 10,000 population	0.8	7.7	
2	Health worker density – Total clinical officers per 10,000 population	4.1	0.9	
3	Health worker density – Total nurses per 10,000 population	11.8	58.6	
4	Health worker density – Total lab techs per 10,000 population	3.4	14	
5	Core cadre density – Total doctors, nurses and clinical officers per 10,000 population	16.7	23	
6	Stockout of chlorhexidine gel 7.1%	49	0	
7	Stockout of oxytocin	46	0	
8	% of Level 2-5 facilities providing delivery services with all 7 Basic Emergency Obstetric and Newborn Care(BEmONC) signal functions	56	100	
9	% of hospitals(Level 4 & 5) providing all 7 BEmONC signal functions + Blood Transfusion & Caesarean Section	60	100	
10	Total facility density per 10,000 population	2.7	2	
11	% of health workers able to make correct diagnosis and treatment of Post Partum Hemorrhage (PPH)	27	100	
12	% of health workers able to make correct diagnosis and treatment of Birth Asphyxia	22	100	
13	Absenteeism Rate	29	1.5	



BETTER DATA

BETTER DECISIONS

BETTER OUTCOMES




MATERNAL & NEWBORN HEALTH SCORE CARD










KISII COUNTY

KEY HIGHLIGHTS - KHIS 2025



1. Kenya Demographic Health Survey 2022

#	Indicator	Performance	Target	Achievement
1	4th Antenatal Care Coverage (%)	63	90	
2	(%) of Deliveries conducted by SBA	94	90	
3	Still Birth Rate	9	12	
4	Neonatal Mortality Rate	21	12	
5	Postnatal Care within 48 hours (mothers)	89	80	
6	BCG Immunization Coverage among 1 year olds (%)	99	100	
7	Teenage Pregnancy Rate	14	13	

2. Population Census 2019

#	Indicator	Performance	Target	Achievement
1	Maternal Mortality Ratio	325	70	

SCORING CRITERIA

 Below target (<70%)
  Approaching target (70%-89%)
  Achieved target (>90%)



BETTER DATA

BETTER DECISIONS

BETTER OUTCOMES



MATERNAL & NEWBORN HEALTH SCORE CARD



KISII COUNTY

Data snapshot based on | KHIS 2025, QOC 2024, KDHS 2022, KMFR, Population Census 2019

3. Quality of Care Assessment 2024

#	Indicator	Performance	Target	Achievement
1	Health worker density – Total doctors (Medical officers & specialists) per 10,000 population	0.7	7.7	
2	Health worker density – Total clinical officers per 10,000 population	3.7	0.9	
3	Health worker density – Total nurses per 10,000 population	13.7	58.6	
4	Health worker density – Total lab techs per 10,000 population	2.7	14	
5	Core cadre density – Total doctors, nurses and clinical officers per 10,000 population	18.1	23	
6	Stockout of chlorhexidine gel 7.1%	53	0	
7	Stockout of oxytocin	39	0	
8	% of Level 2-5 facilities providing delivery services with all 7 Basic Emergency Obstetric and Newborn Care(BEmONC) signal functions	15	100	
9	% of hospitals(Level 4 & 5) providing all 7 BEmONC signal functions + Blood Transfusion & Caesarean Section	27	100	
10	Total facility density per 10,000 population	2	2	
11	% of health workers able to make correct diagnosis and treatment of Post Partum Hemorrhage (PPH)	50	100	
12	% of health workers able to make correct diagnosis and treatment of Birth Asphyxia	54	100	
13	Absenteeism Rate	41	1.5	





MATERNAL & NEWBORN HEALTH SCORE CARD



KISUMU COUNTY

KEY HIGHLIGHTS - KHIS 2025



1. Kenya Demographic Health Survey 2022

#	Indicator	Performance	Target	Achievement
1	4th Antenatal Care Coverage (%)	63	90	
2	(%) of Deliveries conducted by SBA	98	90	
3	Still Birth Rate	20	12	
4	Neonatal Mortality Rate	21	12	
5	Postnatal Care within 48 hours (mothers)	90	80	
6	BCG Immunization Coverage among 1 year olds (%)	98	100	
7	Teenage Pregnancy Rate	11	13	

2. Population Census 2019

#	Indicator	Performance	Target	Achievement
1	Maternal Mortality Ratio	343	70	

SCORING CRITERIA

Below target (<70%)
 Approaching target (70%-89%)
 Achieved target (>90%)



BETTER DATA

BETTER DECISIONS

BETTER OUTCOMES



MATERNAL & NEWBORN HEALTH SCORE CARD



KISUMU COUNTY

Data snapshot based on | KHIS 2025, QOC 2024, KDHS 2022, KMFR, Population Census 2019

3. Quality of Care Assessment 2024

#	Indicator	Performance	Target	Achievement
1	Health worker density – Total doctors (Medical officers & specialists) per 10,000 population	2.6	7.7	
2	Health worker density – Total clinical officers per 10,000 population	5.9	0.9	
3	Health worker density – Total nurses per 10,000 population	18.8	58.6	
4	Health worker density – Total lab techs per 10,000 population	4.5	14	
5	Core cadre density – Total doctors, nurses and clinical officers per 10,000 population	27.3	23	
6	Stockout of chlorhexidine gel 7.1%	67	0	
7	Stockout of oxytocin	60	0	
8	% of Level 2-5 facilities providing delivery services with all 7 Basic Emergency Obstetric and Newborn Care(BEmONC) signal functions	31	100	
9	% of hospitals(Level 4 & 5) providing all 7 BEmONC signal functions + Blood Transfusion & Caesarean Section	21	100	
10	Total facility density per 10,000 population	2.7	2	
11	% of health workers able to make correct diagnosis and treatment of Post Partum Hemorrhage (PPH)	51	100	
12	% of health workers able to make correct diagnosis and treatment of Birth Asphyxia	39	100	
13	Absenteeism Rate	32	1.5	



BETTER DATA

BETTER DECISIONS

BETTER OUTCOMES




MATERNAL & NEWBORN HEALTH SCORE CARD










KITUI COUNTY

KEY HIGHLIGHTS - KHIS 2025



1. Kenya Demographic Health Survey 2022

#	Indicator	Performance	Target	Achievement
1	4th Antenatal Care Coverage (%)	68	90	
2	(%) of Deliveries conducted by SBA	86	90	
3	Still Birth Rate	8	12	
4	Neonatal Mortality Rate	13	12	
5	Postnatal Care within 48 hours (mothers)	78	80	
6	BCG Immunization Coverage among 1 year olds (%)	87	100	
7	Teenage Pregnancy Rate	9	13	

2. Population Census 2019

#	Indicator	Performance	Target	Achievement
1	Maternal Mortality Ratio	253	70	

SCORING CRITERIA

 Below target (<70%)
  Approaching target (70%-89%)
  Achieved target (>90%)



BETTER DATA

BETTER DECISIONS

BETTER OUTCOMES



MATERNAL & NEWBORN HEALTH SCORE CARD



KITUI COUNTY

Data snapshot based on | KHIS 2025, QOC 2024, KDHS 2022, KMFR, Population Census 2019

3. Quality of Care Assessment 2024

#	Indicator	Performance	Target	Achievement
1	Health worker density – Total doctors (Medical officers & specialists) per 10,000 population	0.7	7.7	
2	Health worker density – Total clinical officers per 10,000 population	2.3	0.9	
3	Health worker density – Total nurses per 10,000 population	7.2	58.6	
4	Health worker density – Total lab techs per 10,000 population	1.8	14	
5	Core cadre density – Total doctors, nurses and clinical officers per 10,000 population	10.2	23	
6	Stockout of chlorhexidine gel 7.1%	35	0	
7	Stockout of oxytocin	45	0	
8	% of Level 2-5 facilities providing delivery services with all 7 Basic Emergency Obstetric and Newborn Care(BEmONC) signal functions	40	100	
9	% of hospitals(Level 4 & 5) providing all 7 BEmONC signal functions + Blood Transfusion & Caesarean Section	26	100	
10	Total facility density per 10,000 population	3	2	
11	% of health workers able to make correct diagnosis and treatment of Post Partum Hemorrhage (PPH)	40	100	
12	% of health workers able to make correct diagnosis and treatment of Birth Asphyxia	35	100	
13	Absenteeism Rate	22	1.5	




BETTER DATA

BETTER DECISIONS

BETTER OUTCOMES




MATERNAL & NEWBORN HEALTH SCORE CARD



KWALE COUNTY

KEY HIGHLIGHTS - KHIS 2025



1. Kenya Demographic Health Survey 2022

#	Indicator	Performance	Target	Achievement
1	4th Antenatal Care Coverage (%)	72	90	<div style="width: 80%; background-color: yellow;"></div>
2	(%) of Deliveries conducted by SBA	89	90	<div style="width: 99%; background-color: green;"></div>
3	Still Birth Rate	10	12	<div style="width: 83%; background-color: green;"></div>
4	Neonatal Mortality Rate	19	12	<div style="width: 158%; background-color: red;"></div>
5	Postnatal Care within 48 hours (mothers)	90	80	<div style="width: 112%; background-color: green;"></div>
6	BCG Immunization Coverage among 1 year olds (%)	96	100	<div style="width: 96%; background-color: green;"></div>
7	Teenage Pregnancy Rate	15	13	<div style="width: 115%; background-color: yellow;"></div>

2. Population Census 2019

#	Indicator	Performance	Target	Achievement
1	Maternal Mortality Ratio	464	70	<div style="width: 66%; background-color: red;"></div>

SCORING CRITERIA

● Below target (<70%)
 ● Approaching target (70%-89%)
 ● Achieved target (>90%)



BETTER DATA

BETTER DECISIONS

BETTER OUTCOMES



MATERNAL & NEWBORN HEALTH SCORE CARD



KWALE COUNTY

Data snapshot based on | KHIS 2025, QOC 2024, KDHS 2022, KMFR, Population Census 2019

3. Quality of Care Assessment 2024

#	Indicator	Performance	Target	Achievement
1	Health worker density – Total doctors (Medical officers & specialists) per 10,000 population	0.7	7.7	
2	Health worker density – Total clinical officers per 10,000 population	2.8	0.9	
3	Health worker density – Total nurses per 10,000 population	8.7	58.6	
4	Health worker density – Total lab techs per 10,000 population	2.5	14	
5	Core cadre density – Total doctors, nurses and clinical officers per 10,000 population	12.2	23	
6	Stockout of chlorhexidine gel 7.1%	54	0	
7	Stockout of oxytocin	37	0	
8	% of Level 2-5 facilities providing delivery services with all 7 Basic Emergency Obstetric and Newborn Care(BEmONC) signal functions	21	100	
9	% of hospitals(Level 4 & 5) providing all 7 BEmONC signal functions + Blood Transfusion & Caesarean Section	100	100	
10	Total facility density per 10,000 population	2.2	2	
11	% of health workers able to make correct diagnosis and treatment of Post Partum Hemorrhage (PPH)	45	100	
12	% of health workers able to make correct diagnosis and treatment of Birth Asphyxia	40	100	
13	Absenteeism Rate	27	1.5	



BETTER DATA

BETTER DECISIONS

BETTER OUTCOMES



MATERNAL & NEWBORN HEALTH SCORE CARD



LAIKIPIA COUNTY

KEY HIGHLIGHTS - KHIS 2025



1. Kenya Demographic Health Survey 2022

#	Indicator	Performance	Target	Achievement
1	4th Antenatal Care Coverage (%)	66	90	
2	(%) of Deliveries conducted by SBA	93	90	
3	Still Birth Rate	11	12	
4	Neonatal Mortality Rate	20	12	
5	Postnatal Care within 48 hours (mothers)	70	80	
6	BCG Immunization Coverage among 1 year olds (%)	94	100	
7	Teenage Pregnancy Rate	9	13	

2. Population Census 2019

#	Indicator	Performance	Target	Achievement
1	Maternal Mortality Ratio	182	70	

SCORING CRITERIA

Below target (<70%) Approaching target (70%-89%) Achieved target (>90%)



BETTER DATA

BETTER DECISIONS

BETTER OUTCOMES



MATERNAL & NEWBORN HEALTH SCORE CARD



LAIKIPIA COUNTY

Data snapshot based on | KHIS 2025, QOC 2024, KDHS 2022, KMFR, Population Census 2019

3. Quality of Care Assessment 2024

#	Indicator	Performance	Target	Achievement
1	Health worker density – Total doctors (Medical officers & specialists) per 10,000 population	1.4	7.7	
2	Health worker density – Total clinical officers per 10,000 population	4	0.9	
3	Health worker density – Total nurses per 10,000 population	12.7	58.6	
4	Health worker density – Total lab techs per 10,000 population	3.1	14	
5	Core cadre density – Total doctors, nurses and clinical officers per 10,000 population	18.1	23	
6	Stockout of chlorhexidine gel 7.1%	57	0	
7	Stockout of oxytocin	36	0	
8	% of Level 2-5 facilities providing delivery services with all 7 Basic Emergency Obstetric and Newborn Care(BEmONC) signal functions	44	100	
9	% of hospitals(Level 4 & 5) providing all 7 BEmONC signal functions + Blood Transfusion & Caesarean Section	54	100	
10	Total facility density per 10,000 population	2.8	2	
11	% of health workers able to make correct diagnosis and treatment of Post Partum Hemorrhage (PPH)	40	100	
12	% of health workers able to make correct diagnosis and treatment of Birth Asphyxia	27	100	
13	Absenteeism Rate	35	1.5	



BETTER DATA

BETTER DECISIONS

BETTER OUTCOMES



MATERNAL & NEWBORN HEALTH SCORE CARD



LAMU COUNTY

KEY HIGHLIGHTS - KHIS 2025



1. Kenya Demographic Health Survey 2022

#	Indicator	Performance	Target	Achievement
1	4th Antenatal Care Coverage (%)	71	90	
2	(%) of Deliveries conducted by SBA	93	90	
3	Still Birth Rate	11	12	
4	Neonatal Mortality Rate	26	12	
5	Postnatal Care within 48 hours (mothers)	88	80	
6	BCG Immunization Coverage among 1 year olds (%)	99	100	
7	Teenage Pregnancy Rate	14	13	

2. Population Census 2019

#	Indicator	Performance	Target	Achievement
1	Maternal Mortality Ratio	306	70	

SCORING CRITERIA

Below target (<70%) Approaching target (70%-89%) Achieved target (>90%)



BETTER DATA

BETTER DECISIONS

BETTER OUTCOMES



MATERNAL & NEWBORN HEALTH SCORE CARD



LAMU COUNTY

Data snapshot based on | KHIS 2025, QOC 2024, KDHS 2022, KMFR, Population Census 2019

3. Quality of Care Assessment 2024

#	Indicator	Performance	Target	Achievement
1	Health worker density – Total doctors (Medical officers & specialists) per 10,000 population	1.9	7.7	
2	Health worker density – Total clinical officers per 10,000 population	4.8	0.9	
3	Health worker density – Total nurses per 10,000 population	15.4	58.6	
4	Health worker density – Total lab techs per 10,000 population	2.9	14	
5	Core cadre density – Total doctors, nurses and clinical officers per 10,000 population	22.1	23	
6	Stockout of chlorhexidine gel 7.1%	45	0	
7	Stockout of oxytocin	30	0	
8	% of Level 2-5 facilities providing delivery services with all 7 Basic Emergency Obstetric and Newborn Care(BEmONC) signal functions	41	100	
9	% of hospitals(Level 4 & 5) providing all 7 BEmONC signal functions + Blood Transfusion & Caesarean Section	100	100	
10	Total facility density per 10,000 population	3.3	2	
11	% of health workers able to make correct diagnosis and treatment of Post Partum Hemorrhage (PPH)	34	100	
12	% of health workers able to make correct diagnosis and treatment of Birth Asphyxia	25	100	
13	Absenteeism Rate	35	1.5	





MATERNAL & NEWBORN HEALTH SCORE CARD










MACHAKOS COUNTY

KEY HIGHLIGHTS - KHIS 2025



1. Kenya Demographic Health Survey 2022

#	Indicator	Performance	Target	Achievement
1	4th Antenatal Care Coverage (%)	77	90	
2	(%) of Deliveries conducted by SBA	95	90	
3	Still Birth Rate	14	12	
4	Neonatal Mortality Rate	26	12	
5	Postnatal Care within 48 hours (mothers)	92	80	
6	BCG Immunization Coverage among 1 year olds (%)	95	100	
7	Teenage Pregnancy Rate	11	13	

2. Population Census 2019

#	Indicator	Performance	Target	Achievement
1	Maternal Mortality Ratio	398	70	

SCORING CRITERIA

 Below target (<70%)
  Approaching target (70%-89%)
  Achieved target (>90%)



BETTER DATA

BETTER DECISIONS

BETTER OUTCOMES



MATERNAL & NEWBORN HEALTH SCORE CARD



MACHAKOS COUNTY

Data snapshot based on | KHIS 2025, QOC 2024, KDHS 2022, KMFR, Population Census 2019

3. Quality of Care Assessment 2024

#	Indicator	Performance	Target	Achievement
1	Health worker density – Total doctors (Medical officers & specialists) per 10,000 population	0.9	7.7	
2	Health worker density – Total clinical officers per 10,000 population	3.9	0.9	
3	Health worker density – Total nurses per 10,000 population	12	58.6	
4	Health worker density – Total lab techs per 10,000 population	2.1	14	
5	Core cadre density – Total doctors, nurses and clinical officers per 10,000 population	16.8	23	
6	Stockout of chlorhexidine gel 7.1%	47	0	
7	Stockout of oxytocin	35	0	
8	% of Level 2-5 facilities providing delivery services with all 7 Basic Emergency Obstetric and Newborn Care(BEmONC) signal functions	32	100	
9	% of hospitals(Level 4 & 5) providing all 7 BEmONC signal functions + Blood Transfusion & Caesarean Section	38	100	
10	Total facility density per 10,000 population	2.9	2	
11	% of health workers able to make correct diagnosis and treatment of Post Partum Hemorrhage (PPH)	37	100	
12	% of health workers able to make correct diagnosis and treatment of Birth Asphyxia	44	100	
13	Absenteeism Rate	34	1.5	



BETTER DATA

BETTER DECISIONS

BETTER OUTCOMES



MATERNAL & NEWBORN HEALTH SCORE CARD










MAKUENI COUNTY

KEY HIGHLIGHTS - KHIS 2025



1. Kenya Demographic Health Survey 2022

#	Indicator	Performance	Target	Achievement
1	4th Antenatal Care Coverage (%)	76	90	
2	(%) of Deliveries conducted by SBA	92	90	
3	Still Birth Rate	19	12	
4	Neonatal Mortality Rate	26	12	
5	Postnatal Care within 48 hours (mothers)	85	80	
6	BCG Immunization Coverage among 1 year olds (%)	98	100	
7	Teenage Pregnancy Rate	11	13	

2. Population Census 2019

#	Indicator	Performance	Target	Achievement
1	Maternal Mortality Ratio	479	70	

SCORING CRITERIA

 Below target (<70%)  Approaching target (70%-89%)  Achieved target (>90%)



BETTER DATA

BETTER DECISIONS

BETTER OUTCOMES



MATERNAL & NEWBORN HEALTH SCORE CARD



MAKUENI COUNTY

Data snapshot based on | KHIS 2025, QOC 2024, KDHS 2022, KMFR, Population Census 2019

3. Quality of Care Assessment 2024

#	Indicator	Performance	Target	Achievement
1	Health worker density – Total doctors (Medical officers & specialists) per 10,000 population	0.6	7.7	
2	Health worker density – Total clinical officers per 10,000 population	2.9	0.9	
3	Health worker density – Total nurses per 10,000 population	8.9	58.6	
4	Health worker density – Total lab techs per 10,000 population	2.2	14	
5	Core cadre density – Total doctors, nurses and clinical officers per 10,000 population	12.4	23	
6	Stockout of chlorhexidine gel 7.1%	49	0	
7	Stockout of oxytocin	43	0	
8	% of Level 2-5 facilities providing delivery services with all 7 Basic Emergency Obstetric and Newborn Care(BEmONC) signal functions	29	100	
9	% of hospitals(Level 4 & 5) providing all 7 BEmONC signal functions + Blood Transfusion & Caesarean Section	39	100	
10	Total facility density per 10,000 population	2.8	2	
11	% of health workers able to make correct diagnosis and treatment of Post Partum Hemorrhage (PPH)	49	100	
12	% of health workers able to make correct diagnosis and treatment of Birth Asphyxia	60	100	
13	Absenteeism Rate	23	1.5	



BETTER DATA

BETTER DECISIONS

BETTER OUTCOMES




MATERNAL & NEWBORN HEALTH SCORE CARD



MANDERA COUNTY

KEY HIGHLIGHTS - KHIS 2025



1. Kenya Demographic Health Survey 2022

#	Indicator	Performance	Target	Achievement
1	4th Antenatal Care Coverage (%)	40	90	<div style="width: 44%; background-color: red;"></div>
2	(%) of Deliveries conducted by SBA	55	90	<div style="width: 61%; background-color: red;"></div>
3	Still Birth Rate	7	12	<div style="width: 58%; background-color: green;"></div>
4	Neonatal Mortality Rate	16	12	<div style="width: 133%; background-color: yellow;"></div>
5	Postnatal Care within 48 hours (mothers)	46	80	<div style="width: 57.5%; background-color: red;"></div>
6	BCG Immunization Coverage among 1 year olds (%)	63	100	<div style="width: 63%; background-color: red;"></div>
7	Teenage Pregnancy Rate	14	13	<div style="width: 107.7%; background-color: green;"></div>

2. Population Census 2019

#	Indicator	Performance	Target	Achievement
1	Maternal Mortality Ratio	385	70	<div style="width: 55%; background-color: red;"></div>

SCORING CRITERIA

● Below target (<70%)
 ● Approaching target (70%-89%)
 ● Achieved target (>90%)



BETTER DATA

BETTER DECISIONS

BETTER OUTCOMES



MATERNAL & NEWBORN HEALTH SCORE CARD



MANDERA COUNTY

Data snapshot based on | KHIS 2025, QOC 2024, KDHS 2022, KMFR, Population Census 2019

3. Quality of Care Assessment 2024

#	Indicator	Performance	Target	Achievement
1	Health worker density – Total doctors (Medical officers & specialists) per 10,000 population	0.5	7.7	
2	Health worker density – Total clinical officers per 10,000 population	1.9	0.9	
3	Health worker density – Total nurses per 10,000 population	6.1	58.6	
4	Health worker density – Total lab techs per 10,000 population	1.5	14	
5	Core cadre density – Total doctors, nurses and clinical officers per 10,000 population	8.5	23	
6	Stockout of chlorhexidine gel 7.1%	45	0	
7	Stockout of oxytocin	31	0	
8	% of Level 2-5 facilities providing delivery services with all 7 Basic Emergency Obstetric and Newborn Care(BEmONC) signal functions	27	100	
9	% of hospitals(Level 4 & 5) providing all 7 BEmONC signal functions + Blood Transfusion & Caesarean Section	50	100	
10	Total facility density per 10,000 population	5.1	2	
11	% of health workers able to make correct diagnosis and treatment of Post Partum Hemorrhage (PPH)	67	100	
12	% of health workers able to make correct diagnosis and treatment of Birth Asphyxia	64	100	
13	Absenteeism Rate	23	1.5	



BETTER DATA

BETTER DECISIONS

BETTER OUTCOMES



MATERNAL & NEWBORN HEALTH SCORE CARD



MARSABIT COUNTY

KEY HIGHLIGHTS - KHIS 2025



1. Kenya Demographic Health Survey 2022

#	Indicator	Performance	Target	Achievement
1	4th Antenatal Care Coverage (%)	67	90	
2	(%) of Deliveries conducted by SBA	69	90	
3	Still Birth Rate	3	12	
4	Neonatal Mortality Rate	4	12	
5	Postnatal Care within 48 hours (mothers)	41	80	
6	BCG Immunization Coverage among 1 year olds (%)	95	100	
7	Teenage Pregnancy Rate	29	13	

2. Population Census 2019

#	Indicator	Performance	Target	Achievement
1	Maternal Mortality Ratio	321	70	

SCORING CRITERIA

Below target (<70%) Approaching target (70%-89%) Achieved target (>90%)



BETTER DATA

BETTER DECISIONS

BETTER OUTCOMES



MATERNAL & NEWBORN HEALTH SCORE CARD



MARSABIT COUNTY

Data snapshot based on | KHIS 2025, QOC 2024, KDHS 2022, KMFR, Population Census 2019

3. Quality of Care Assessment 2024

#	Indicator	Performance	Target	Achievement
1	Health worker density – Total doctors (Medical officers & specialists) per 10,000 population	0.5	7.7	
2	Health worker density – Total clinical officers per 10,000 population	1.9	0.9	
3	Health worker density – Total nurses per 10,000 population	8.7	58.6	
4	Health worker density – Total lab techs per 10,000 population	1.8	14	
5	Core cadre density – Total doctors, nurses and clinical officers per 10,000 population	11.1	23	
6	Stockout of chlorhexidine gel 7.1%	74	0	
7	Stockout of oxytocin	53	0	
8	% of Level 2-5 facilities providing delivery services with all 7 Basic Emergency Obstetric and Newborn Care(BEmONC) signal functions	32	100	
9	% of hospitals(Level 4 & 5) providing all 7 BEmONC signal functions + Blood Transfusion & Caesarean Section	44	100	
10	Total facility density per 10,000 population	2.1	2	
11	% of health workers able to make correct diagnosis and treatment of Post Partum Hemorrhage (PPH)	43	100	
12	% of health workers able to make correct diagnosis and treatment of Birth Asphyxia	42	100	
13	Absenteeism Rate	21	1.5	





MATERNAL & NEWBORN HEALTH SCORE CARD



MERU COUNTY

KEY HIGHLIGHTS - KHIS 2025



1. Kenya Demographic Health Survey 2022

#	Indicator	Performance	Target	Achievement
1	4th Antenatal Care Coverage (%)	45	90	
2	(%) of Deliveries conducted by SBA	91	90	
3	Still Birth Rate	4	12	
4	Neonatal Mortality Rate	20	12	
5	Postnatal Care within 48 hours (mothers)	59	80	
6	BCG Immunization Coverage among 1 year olds (%)	100	100	
7	Teenage Pregnancy Rate	24	13	

2. Population Census 2019

#	Indicator	Performance	Target	Achievement
1	Maternal Mortality Ratio	291	70	

SCORING CRITERIA

Below target (<70%) Approaching target (70%-89%) Achieved target (>90%)



BETTER DATA

BETTER DECISIONS

BETTER OUTCOMES



MATERNAL & NEWBORN HEALTH SCORE CARD



MERU COUNTY

Data snapshot based on | KHIS 2025, QOC 2024, KDHS 2022, KMFR, Population Census 2019

3. Quality of Care Assessment 2024

#	Indicator	Performance	Target	Achievement
1	Health worker density – Total doctors (Medical officers & specialists) per 10,000 population	0.5	7.7	
2	Health worker density – Total clinical officers per 10,000 population	2.9	0.9	
3	Health worker density – Total nurses per 10,000 population	8.6	58.6	
4	Health worker density – Total lab techs per 10,000 population	2.2	14	
5	Core cadre density – Total doctors, nurses and clinical officers per 10,000 population	12.1	23	
6	Stockout of chlorhexidine gel 7.1%	53	0	
7	Stockout of oxytocin	47	0	
8	% of Level 2-5 facilities providing delivery services with all 7 Basic Emergency Obstetric and Newborn Care(BEmONC) signal functions	71	100	
9	% of hospitals(Level 4 & 5) providing all 7 BEmONC signal functions + Blood Transfusion & Caesarean Section	41	100	
10	Total facility density per 10,000 population	3	2	
11	% of health workers able to make correct diagnosis and treatment of Post Partum Hemorrhage (PPH)	35	100	
12	% of health workers able to make correct diagnosis and treatment of Birth Asphyxia	32	100	
13	Absenteeism Rate	36	1.5	



BETTER DATA

BETTER DECISIONS

BETTER OUTCOMES



MATERNAL & NEWBORN HEALTH SCORE CARD










MIGORI COUNTY

KEY HIGHLIGHTS - KHIS 2025



1. Kenya Demographic Health Survey 2022

#	Indicator	Performance	Target	Achievement
1	4th Antenatal Care Coverage (%)	59	90	
2	(%) of Deliveries conducted by SBA	93	90	
3	Still Birth Rate	9	12	
4	Neonatal Mortality Rate	37	12	
5	Postnatal Care within 48 hours (mothers)	73	80	
6	BCG Immunization Coverage among 1 year olds (%)	100	100	
7	Teenage Pregnancy Rate	22	13	

2. Population Census 2019

#	Indicator	Performance	Target	Achievement
1	Maternal Mortality Ratio	412	70	

SCORING CRITERIA

 Below target (<70%)  Approaching target (70%-89%)  Achieved target (>90%)



BETTER DATA

BETTER DECISIONS

BETTER OUTCOMES



MATERNAL & NEWBORN HEALTH SCORE CARD



MIGORI COUNTY

Data snapshot based on | KHIS 2025, QOC 2024, KDHS 2022, KMFR, Population Census 2019

3. Quality of Care Assessment 2024

#	Indicator	Performance	Target	Achievement
1	Health worker density – Total doctors (Medical officers & specialists) per 10,000 population	0.5	7.7	
2	Health worker density – Total clinical officers per 10,000 population	3.9	0.9	
3	Health worker density – Total nurses per 10,000 population	10.6	58.6	
4	Health worker density – Total lab techs per 10,000 population	2	14	
5	Core cadre density – Total doctors, nurses and clinical officers per 10,000 population	15	23	
6	Stockout of chlorhexidine gel 7.1%	51	0	
7	Stockout of oxytocin	13	0	
8	% of Level 2-5 facilities providing delivery services with all 7 Basic Emergency Obstetric and Newborn Care(BEmONC) signal functions	66	100	
9	% of hospitals(Level 4 & 5) providing all 7 BEmONC signal functions + Blood Transfusion & Caesarean Section	35	100	
10	Total facility density per 10,000 population	2.3	2	
11	% of health workers able to make correct diagnosis and treatment of Post Partum Hemorrhage (PPH)	40	100	
12	% of health workers able to make correct diagnosis and treatment of Birth Asphyxia	37	100	
13	Absenteeism Rate	22	1.5	





MATERNAL & NEWBORN HEALTH SCORE CARD



MOMBASA COUNTY

KEY HIGHLIGHTS - KHIS 2025



1. Kenya Demographic Health Survey 2022

#	Indicator	Performance	Target	Achievement
1	4th Antenatal Care Coverage (%)	65	90	
2	(%) of Deliveries conducted by SBA	96	90	
3	Still Birth Rate	15	12	
4	Neonatal Mortality Rate	32	12	
5	Postnatal Care within 48 hours (mothers)	77	80	
6	BCG Immunization Coverage among 1 year olds (%)	99	100	
7	Teenage Pregnancy Rate	9	13	

2. Population Census 2019

#	Indicator	Performance	Target	Achievement
1	Maternal Mortality Ratio	190	70	

SCORING CRITERIA

Below target (<70%) Approaching target (70%-89%) Achieved target (>90%)



BETTER DATA

BETTER DECISIONS

BETTER OUTCOMES



MATERNAL & NEWBORN HEALTH SCORE CARD



MOMBASA COUNTY

Data snapshot based on | KHIS 2025, QOC 2024, KDHS 2022, KMFR, Population Census 2019

3. Quality of Care Assessment 2024

#	Indicator	Performance	Target	Achievement
1	Health worker density – Total doctors (Medical officers & specialists) per 10,000 population	2.3	7.7	
2	Health worker density – Total clinical officers per 10,000 population	5.1	0.9	
3	Health worker density – Total nurses per 10,000 population	16.3	58.6	
4	Health worker density – Total lab techs per 10,000 population	4	14	
5	Core cadre density – Total doctors, nurses and clinical officers per 10,000 population	23.6	23	
6	Stockout of chlorhexidine gel 7.1%	50	0	
7	Stockout of oxytocin	39	0	
8	% of Level 2-5 facilities providing delivery services with all 7 Basic Emergency Obstetric and Newborn Care(BEmONC) signal functions	56	100	
9	% of hospitals(Level 4 & 5) providing all 7 BEmONC signal functions + Blood Transfusion & Caesarean Section	71	100	
10	Total facility density per 10,000 population	2.3	2	
11	% of health workers able to make correct diagnosis and treatment of Post Partum Hemorrhage (PPH)	41	100	
12	% of health workers able to make correct diagnosis and treatment of Birth Asphyxia	43	100	
13	Absenteeism Rate	25	1.5	





MATERNAL & NEWBORN HEALTH SCORE CARD



MURANG'A COUNTY

KEY HIGHLIGHTS - KHIS 2025



1. Kenya Demographic Health Survey 2022

#	Indicator	Performance	Target	Achievement
1	4th Antenatal Care Coverage (%)	58	90	<div style="width: 64.4%;"><div style="width: 64.4%;"></div></div>
2	(%) of Deliveries conducted by SBA	96	90	<div style="width: 106.7%;"><div style="width: 106.7%;"></div></div>
3	Still Birth Rate	29	12	<div style="width: 241.7%;"><div style="width: 241.7%;"></div></div>
4	Neonatal Mortality Rate	36	12	<div style="width: 300%;"><div style="width: 300%;"></div></div>
5	Postnatal Care within 48 hours (mothers)	87	80	<div style="width: 107.5%;"><div style="width: 107.5%;"></div></div>
6	BCG Immunization Coverage among 1 year olds (%)	97	100	<div style="width: 97%;"><div style="width: 97%;"></div></div>
7	Teenage Pregnancy Rate	7	13	<div style="width: 53.8%;"><div style="width: 53.8%;"></div></div>

2. Population Census 2019

#	Indicator	Performance	Target	Achievement
1	Maternal Mortality Ratio	469	70	<div style="width: 670%;"><div style="width: 670%;"></div></div>

SCORING CRITERIA

● Below target (<70%)
 ● Approaching target (70%-89%)
 ● Achieved target (>90%)



BETTER DATA

BETTER DECISIONS

BETTER OUTCOMES



MATERNAL & NEWBORN HEALTH SCORE CARD



MURANG'A COUNTY

Data snapshot based on | KHIS 2025, QOC 2024, KDHS 2022, KMFR, Population Census 2019

3. Quality of Care Assessment 2024

#	Indicator	Performance	Target	Achievement
1	Health worker density – Total doctors (Medical officers & specialists) per 10,000 population	0.4	7.7	
2	Health worker density – Total clinical officers per 10,000 population	3	0.9	
3	Health worker density – Total nurses per 10,000 population	5.3	58.6	
4	Health worker density – Total lab techs per 10,000 population	1.2	14	
5	Core cadre density – Total doctors, nurses and clinical officers per 10,000 population	8.7	23	
6	Stockout of chlorhexidine gel 7.1%	40	0	
7	Stockout of oxytocin	25	0	
8	% of Level 2-5 facilities providing delivery services with all 7 Basic Emergency Obstetric and Newborn Care(BEmONC) signal functions	13	100	
9	% of hospitals(Level 4 & 5) providing all 7 BEmONC signal functions + Blood Transfusion & Caesarean Section	27	100	
10	Total facility density per 10,000 population	2.6	2	
11	% of health workers able to make correct diagnosis and treatment of Post Partum Hemorrhage (PPH)	36	100	
12	% of health workers able to make correct diagnosis and treatment of Birth Asphyxia	34	100	
13	Absenteeism Rate	37	1.5	






MATERNAL & NEWBORN HEALTH SCORE CARD



NAIROBI COUNTY

KEY HIGHLIGHTS - KHIS 2025



1. Kenya Demographic Health Survey 2022

#	Indicator	Performance	Target	Achievement
1	4th Antenatal Care Coverage (%)	81	90	
2	(%) of Deliveries conducted by SBA	99	90	
3	Still Birth Rate	6	12	
4	Neonatal Mortality Rate	20	12	
5	Postnatal Care within 48 hours (mothers)	86	80	
6	BCG Immunization Coverage among 1 year olds (%)	97	100	
7	Teenage Pregnancy Rate	8	13	

2. Population Census 2019

#	Indicator	Performance	Target	Achievement
1	Maternal Mortality Ratio	326	70	

SCORING CRITERIA

Below target (<70%)
 Approaching target (70%-89%)
 Achieved target (>90%)



BETTER DATA

BETTER DECISIONS

BETTER OUTCOMES



MATERNAL & NEWBORN HEALTH SCORE CARD



NAIROBI COUNTY

Data snapshot based on | KHIS 2025, QOC 2024, KDHS 2022, KMFR, Population Census 2019

3. Quality of Care Assessment 2024

#	Indicator	Performance	Target	Achievement
1	Health worker density – Total doctors (Medical officers & specialists) per 10,000 population	2.3	7.7	<div style="width: 30%;"><div style="width: 30%;"></div></div>
2	Health worker density – Total clinical officers per 10,000 population	4.2	0.9	<div style="width: 464%;"><div style="width: 464%;"></div></div>
3	Health worker density – Total nurses per 10,000 population	17	58.6	<div style="width: 29%;"><div style="width: 29%;"></div></div>
4	Health worker density – Total lab techs per 10,000 population	4.5	14	<div style="width: 32%;"><div style="width: 32%;"></div></div>
5	Core cadre density – Total doctors, nurses and clinical officers per 10,000 population	23.5	23	<div style="width: 102%;"><div style="width: 102%;"></div></div>
6	Stockout of chlorhexidine gel 7.1%	49	0	<div style="width: 49%;"><div style="width: 49%;"></div></div>
7	Stockout of oxytocin	33	0	<div style="width: 33%;"><div style="width: 33%;"></div></div>
8	% of Level 2-5 facilities providing delivery services with all 7 Basic Emergency Obstetric and Newborn Care(BEmONC) signal functions	63	100	<div style="width: 63%;"><div style="width: 63%;"></div></div>
9	% of hospitals(Level 4 & 5) providing all 7 BEmONC signal functions + Blood Transfusion & Caesarean Section	52	100	<div style="width: 52%;"><div style="width: 52%;"></div></div>
10	Total facility density per 10,000 population	2.4	2	<div style="width: 120%;"><div style="width: 120%;"></div></div>
11	% of health workers able to make correct diagnosis and treatment of Post Partum Hemorrhage (PPH)	40	100	<div style="width: 40%;"><div style="width: 40%;"></div></div>
12	% of health workers able to make correct diagnosis and treatment of Birth Asphyxia	33	100	<div style="width: 33%;"><div style="width: 33%;"></div></div>
13	Absenteeism Rate	25	1.5	<div style="width: 1667%;"><div style="width: 1667%;"></div></div>






MATERNAL & NEWBORN HEALTH SCORE CARD



NAKURU COUNTY

KEY HIGHLIGHTS - KHIS 2025



1. Kenya Demographic Health Survey 2022

#	Indicator	Performance	Target	Achievement
1	4th Antenatal Care Coverage (%)	73	90	
2	(%) of Deliveries conducted by SBA	93	90	
3	Still Birth Rate	19	12	
4	Neonatal Mortality Rate	25	12	
5	Postnatal Care within 48 hours (mothers)	82	80	
6	BCG Immunization Coverage among 1 year olds (%)	99	100	
7	Teenage Pregnancy Rate	17	13	

2. Population Census 2019

#	Indicator	Performance	Target	Achievement
1	Maternal Mortality Ratio	261	70	

SCORING CRITERIA

Below target (<70%)
 Approaching target (70%-89%)
 Achieved target (>90%)



BETTER DATA

BETTER DECISIONS

BETTER OUTCOMES



MATERNAL & NEWBORN HEALTH SCORE CARD



NAKURU COUNTY

Data snapshot based on | KHIS 2025, QOC 2024, KDHS 2022, KMFR, Population Census 2019

3. Quality of Care Assessment 2024

#	Indicator	Performance	Target	Achievement
1	Health worker density – Total doctors (Medical officers & specialists) per 10,000 population	0.6	7.7	
2	Health worker density – Total clinical officers per 10,000 population	3.5	0.9	
3	Health worker density – Total nurses per 10,000 population	11.7	58.6	
4	Health worker density – Total lab techs per 10,000 population	2.3	14	
5	Core cadre density – Total doctors, nurses and clinical officers per 10,000 population	15.8	23	
6	Stockout of chlorhexidine gel 7.1%	53	0	
7	Stockout of oxytocin	44	0	
8	% of Level 2-5 facilities providing delivery services with all 7 Basic Emergency Obstetric and Newborn Care(BEmONC) signal functions	39	100	
9	% of hospitals(Level 4 & 5) providing all 7 BEmONC signal functions + Blood Transfusion & Caesarean Section	49	100	
10	Total facility density per 10,000 population	2.2	2	
11	% of health workers able to make correct diagnosis and treatment of Post Partum Hemorrhage (PPH)	34	100	
12	% of health workers able to make correct diagnosis and treatment of Birth Asphyxia	29	100	
13	Absenteeism Rate	38	1.5	



BETTER DATA

BETTER DECISIONS

BETTER OUTCOMES




MATERNAL & NEWBORN HEALTH SCORE CARD



NANDI COUNTY

KEY HIGHLIGHTS - KHIS 2025



1. Kenya Demographic Health Survey 2022

#	Indicator	Performance	Target	Achievement
1	4th Antenatal Care Coverage (%)	62	90	
2	(%) of Deliveries conducted by SBA	87	90	
3	Still Birth Rate	12	12	
4	Neonatal Mortality Rate	24	12	
5	Postnatal Care within 48 hours (mothers)	68	80	
6	BCG Immunization Coverage among 1 year olds (%)	100	100	
7	Teenage Pregnancy Rate	11	13	

2. Population Census 2019

#	Indicator	Performance	Target	Achievement
1	Maternal Mortality Ratio	264	70	

SCORING CRITERIA

Below target (<70%) Approaching target (70%-89%) Achieved target (>90%)



BETTER DATA

BETTER DECISIONS

BETTER OUTCOMES



MATERNAL & NEWBORN HEALTH SCORE CARD



NANDI COUNTY

Data snapshot based on | KHIS 2025, QOC 2024, KDHS 2022, KMFR, Population Census 2019

3. Quality of Care Assessment 2024

#	Indicator	Performance	Target	Achievement
1	Health worker density – Total doctors (Medical officers & specialists) per 10,000 population	0.5	7.7	
2	Health worker density – Total clinical officers per 10,000 population	2.7	0.9	
3	Health worker density – Total nurses per 10,000 population	6.9	58.6	
4	Health worker density – Total lab techs per 10,000 population	2.1	14	
5	Core cadre density – Total doctors, nurses and clinical officers per 10,000 population	10.1	23	
6	Stockout of chlorhexidine gel 7.1%	51	0	
7	Stockout of oxytocin	44	0	
8	% of Level 2-5 facilities providing delivery services with all 7 Basic Emergency Obstetric and Newborn Care(BEmONC) signal functions	45	100	
9	% of hospitals(Level 4 & 5) providing all 7 BEmONC signal functions + Blood Transfusion & Caesarean Section	38	100	
10	Total facility density per 10,000 population	2.1	2	
11	% of health workers able to make correct diagnosis and treatment of Post Partum Hemorrhage (PPH)	41	100	
12	% of health workers able to make correct diagnosis and treatment of Birth Asphyxia	39	100	
13	Absenteeism Rate	29	1.5	



BETTER DATA

BETTER DECISIONS

BETTER OUTCOMES



MATERNAL & NEWBORN HEALTH SCORE CARD



NAROK COUNTY

KEY HIGHLIGHTS - KHIS 2025



1. Kenya Demographic Health Survey 2022

#	Indicator	Performance	Target	Achievement
1	4th Antenatal Care Coverage (%)	55	90	
2	(%) of Deliveries conducted by SBA	70	90	
3	Still Birth Rate	12	12	
4	Neonatal Mortality Rate	16	12	
5	Postnatal Care within 48 hours (mothers)	69	80	
6	BCG Immunization Coverage among 1 year olds (%)	99	100	
7	Teenage Pregnancy Rate	28	13	

2. Population Census 2019

#	Indicator	Performance	Target	Achievement
1	Maternal Mortality Ratio	522	70	

SCORING CRITERIA

Below target (<70%)
 Approaching target (70%-89%)
 Achieved target (>90%)



BETTER DATA

BETTER DECISIONS

BETTER OUTCOMES



MATERNAL & NEWBORN HEALTH SCORE CARD



NAROK COUNTY

Data snapshot based on | KHIS 2025, QOC 2024, KDHS 2022, KMFR, Population Census 2019

3. Quality of Care Assessment 2024

#	Indicator	Performance	Target	Achievement
1	Health worker density – Total doctors (Medical officers & specialists) per 10,000 population	0.1	7.7	
2	Health worker density – Total clinical officers per 10,000 population	1.7	0.9	
3	Health worker density – Total nurses per 10,000 population	3.4	58.6	
4	Health worker density – Total lab techs per 10,000 population	0.6	14	
5	Core cadre density – Total doctors, nurses and clinical officers per 10,000 population	5.2	23	
6	Stockout of chlorhexidine gel 7.1%	33	0	
7	Stockout of oxytocin	25	0	
8	% of Level 2-5 facilities providing delivery services with all 7 Basic Emergency Obstetric and Newborn Care(BEmONC) signal functions	57	100	
9	% of hospitals(Level 4 & 5) providing all 7 BEmONC signal functions + Blood Transfusion & Caesarean Section	56	100	
10	Total facility density per 10,000 population	1.5	2	
11	% of health workers able to make correct diagnosis and treatment of Post Partum Hemorrhage (PPH)	48	100	
12	% of health workers able to make correct diagnosis and treatment of Birth Asphyxia	52	100	
13	Absenteeism Rate	24	1.5	



BETTER DATA

BETTER DECISIONS

BETTER OUTCOMES



MATERNAL & NEWBORN HEALTH SCORE CARD



NYAMIRA COUNTY

KEY HIGHLIGHTS - KHIS 2025



1. Kenya Demographic Health Survey 2022

#	Indicator	Performance	Target	Achievement
1	4th Antenatal Care Coverage (%)	66	90	
2	(%) of Deliveries conducted by SBA	93	90	
3	Still Birth Rate	6	12	
4	Neonatal Mortality Rate	27	12	
5	Postnatal Care within 48 hours (mothers)	88	80	
6	BCG Immunization Coverage among 1 year olds (%)	100	100	
7	Teenage Pregnancy Rate	16	13	

2. Population Census 2019

#	Indicator	Performance	Target	Achievement
1	Maternal Mortality Ratio	349	70	

SCORING CRITERIA

Below target (<70%)
 Approaching target (70%-89%)
 Achieved target (>90%)



BETTER DATA

BETTER DECISIONS

BETTER OUTCOMES



MATERNAL & NEWBORN HEALTH SCORE CARD



NYAMIRA COUNTY

Data snapshot based on | KHIS 2025, QOC 2024, KDHS 2022, KMFR, Population Census 2019

3. Quality of Care Assessment 2024

#	Indicator	Performance	Target	Achievement
1	Health worker density – Total doctors (Medical officers & specialists) per 10,000 population	0.9	7.7	
2	Health worker density – Total clinical officers per 10,000 population	4	0.9	
3	Health worker density – Total nurses per 10,000 population	11.7	58.6	
4	Health worker density – Total lab techs per 10,000 population	2.9	14	
5	Core cadre density – Total doctors, nurses and clinical officers per 10,000 population	16.7	23	
6	Stockout of chlorhexidine gel 7.1%	60	0	
7	Stockout of oxytocin	28	0	
8	% of Level 2-5 facilities providing delivery services with all 7 Basic Emergency Obstetric and Newborn Care(BEmONC) signal functions	21	100	
9	% of hospitals(Level 4 & 5) providing all 7 BEmONC signal functions + Blood Transfusion & Caesarean Section	50	100	
10	Total facility density per 10,000 population	3.2	2	
11	% of health workers able to make correct diagnosis and treatment of Post Partum Hemorrhage (PPH)	69	100	
12	% of health workers able to make correct diagnosis and treatment of Birth Asphyxia	40	100	
13	Absenteeism Rate	20	1.5	



BETTER DATA

BETTER DECISIONS

BETTER OUTCOMES



MATERNAL & NEWBORN HEALTH SCORE CARD



NYANDARUA COUNTY

KEY HIGHLIGHTS - KHIS 2025



1. Kenya Demographic Health Survey 2022

#	Indicator	Performance	Target	Achievement
1	4th Antenatal Care Coverage (%)	61	90	
2	(%) of Deliveries conducted by SBA	98	90	
3	Still Birth Rate	19	12	
4	Neonatal Mortality Rate	20	12	
5	Postnatal Care within 48 hours (mothers)	82	80	
6	BCG Immunization Coverage among 1 year olds (%)	100	100	
7	Teenage Pregnancy Rate	5	13	

2. Population Census 2019

#	Indicator	Performance	Target	Achievement
1	Maternal Mortality Ratio	466	70	

SCORING CRITERIA

Below target (<70%)
 Approaching target (70%-89%)
 Achieved target (>90%)



BETTER DATA

BETTER DECISIONS

BETTER OUTCOMES



MATERNAL & NEWBORN HEALTH SCORE CARD



NYANDARUA COUNTY

Data snapshot based on | KHIS 2025, QOC 2024, KDHS 2022, KMFR, Population Census 2019

3. Quality of Care Assessment 2024

#	Indicator	Performance	Target	Achievement
1	Health worker density – Total doctors (Medical officers & specialists) per 10,000 population	0.4	7.7	
2	Health worker density – Total clinical officers per 10,000 population	2.3	0.9	
3	Health worker density – Total nurses per 10,000 population	8.4	58.6	
4	Health worker density – Total lab techs per 10,000 population	1.4	14	
5	Core cadre density – Total doctors, nurses and clinical officers per 10,000 population	11.1	23	
6	Stockout of chlorhexidine gel 7.1%	65	0	
7	Stockout of oxytocin	49	0	
8	% of Level 2-5 facilities providing delivery services with all 7 Basic Emergency Obstetric and Newborn Care(BEmONC) signal functions	66	100	
9	% of hospitals(Level 4 & 5) providing all 7 BEmONC signal functions + Blood Transfusion & Caesarean Section	80	100	
10	Total facility density per 10,000 population	2.4	2	
11	% of health workers able to make correct diagnosis and treatment of Post Partum Hemorrhage (PPH)	46	100	
12	% of health workers able to make correct diagnosis and treatment of Birth Asphyxia	43	100	
13	Absenteeism Rate	22	1.5	





MATERNAL & NEWBORN HEALTH SCORE CARD



NYERI COUNTY

KEY HIGHLIGHTS - KHIS 2025



1. Kenya Demographic Health Survey 2022

#	Indicator	Performance	Target	Achievement
1	4th Antenatal Care Coverage (%)	82	90	<div style="width: 91%;"><div style="width: 91%;"></div></div>
2	(%) of Deliveries conducted by SBA	99	90	<div style="width: 110%;"><div style="width: 110%;"></div></div>
3	Still Birth Rate	8	12	<div style="width: 67%;"><div style="width: 67%;"></div></div>
4	Neonatal Mortality Rate	27	12	<div style="width: 225%;"><div style="width: 22%;"></div></div>
5	Postnatal Care within 48 hours (mothers)	80	80	<div style="width: 100%;"><div style="width: 100%;"></div></div>
6	BCG Immunization Coverage among 1 year olds (%)	92	100	<div style="width: 92%;"><div style="width: 92%;"></div></div>
7	Teenage Pregnancy Rate	5	13	<div style="width: 38%;"><div style="width: 38%;"></div></div>

2. Population Census 2019

#	Indicator	Performance	Target	Achievement
1	Maternal Mortality Ratio	67	70	<div style="width: 96%;"><div style="width: 96%;"></div></div>

SCORING CRITERIA

● Below target (<70%)
 ● Approaching target (70%-89%)
 ● Achieved target (>90%)



BETTER DATA

BETTER DECISIONS

BETTER OUTCOMES



MATERNAL & NEWBORN HEALTH SCORE CARD



NYERI COUNTY

Data snapshot based on | KHIS 2025, QOC 2024, KDHS 2022, KMFR, Population Census 2019

3. Quality of Care Assessment 2024

#	Indicator	Performance	Target	Achievement
1	Health worker density – Total doctors (Medical officers & specialists) per 10,000 population	1.5	7.7	
2	Health worker density – Total clinical officers per 10,000 population	5.1	0.9	
3	Health worker density – Total nurses per 10,000 population	18.8	58.6	
4	Health worker density – Total lab techs per 10,000 population	4.1	14	
5	Core cadre density – Total doctors, nurses and clinical officers per 10,000 population	25.3	23	
6	Stockout of chlorhexidine gel 7.1%	75	0	
7	Stockout of oxytocin	56	0	
8	% of Level 2-5 facilities providing delivery services with all 7 Basic Emergency Obstetric and Newborn Care(BEmONC) signal functions	34	100	
9	% of hospitals(Level 4 & 5) providing all 7 BEmONC signal functions + Blood Transfusion & Caesarean Section	66	100	
10	Total facility density per 10,000 population	4.2	2	
11	% of health workers able to make correct diagnosis and treatment of Post Partum Hemorrhage (PPH)	39	100	
12	% of health workers able to make correct diagnosis and treatment of Birth Asphyxia	20	100	
13	Absenteeism Rate	47	1.5	






MATERNAL & NEWBORN HEALTH SCORE CARD



SAMBURU COUNTY

KEY HIGHLIGHTS - KHIS 2025



1. Kenya Demographic Health Survey 2022

#	Indicator	Performance	Target	Achievement
1	4th Antenatal Care Coverage (%)	56	90	
2	(%) of Deliveries conducted by SBA	57	90	
3	Still Birth Rate	19	12	
4	Neonatal Mortality Rate	19	12	
5	Postnatal Care within 48 hours (mothers)	59	80	
6	BCG Immunization Coverage among 1 year olds (%)	93	100	
7	Teenage Pregnancy Rate	50	13	

2. Population Census 2019

#	Indicator	Performance	Target	Achievement
1	Maternal Mortality Ratio	275	70	

SCORING CRITERIA

Below target (<70%)
 Approaching target (70%-89%)
 Achieved target (>90%)



BETTER DATA

BETTER DECISIONS

BETTER OUTCOMES



MATERNAL & NEWBORN HEALTH SCORE CARD



SAMBURU COUNTY

Data snapshot based on | KHIS 2025, QOC 2024, KDHS 2022, KMFR, Population Census 2019

3. Quality of Care Assessment 2024

#	Indicator	Performance	Target	Achievement
1	Health worker density – Total doctors (Medical officers & specialists) per 10,000 population	0.5	7.7	
2	Health worker density – Total clinical officers per 10,000 population	2.1	0.9	
3	Health worker density – Total nurses per 10,000 population	7.8	58.6	
4	Health worker density – Total lab techs per 10,000 population	1.3	14	
5	Core cadre density – Total doctors, nurses and clinical officers per 10,000 population	10.4	23	
6	Stockout of chlorhexidine gel 7.1%	46	0	
7	Stockout of oxytocin	39	0	
8	% of Level 2-5 facilities providing delivery services with all 7 Basic Emergency Obstetric and Newborn Care(BEmONC) signal functions	43	100	
9	% of hospitals(Level 4 & 5) providing all 7 BEmONC signal functions + Blood Transfusion & Caesarean Section	40	100	
10	Total facility density per 10,000 population	3.6	2	
11	% of health workers able to make correct diagnosis and treatment of Post Partum Hemorrhage (PPH)	48	100	
12	% of health workers able to make correct diagnosis and treatment of Birth Asphyxia	39	100	
13	Absenteeism Rate	35	1.5	





MATERNAL & NEWBORN HEALTH SCORE CARD



SIAYA COUNTY

KEY HIGHLIGHTS - KHIS 2025



1. Kenya Demographic Health Survey 2022

#	Indicator	Performance	Target	Achievement
1	4th Antenatal Care Coverage (%)	65	90	
2	(%) of Deliveries conducted by SBA	95	90	
3	Still Birth Rate	29	12	
4	Neonatal Mortality Rate	24	12	
5	Postnatal Care within 48 hours (mothers)	86	80	
6	BCG Immunization Coverage among 1 year olds (%)	99	100	
7	Teenage Pregnancy Rate	21	13	

2. Population Census 2019

#	Indicator	Performance	Target	Achievement
1	Maternal Mortality Ratio	424	70	

SCORING CRITERIA

Below target (<70%)
 Approaching target (70%-89%)
 Achieved target (>90%)



BETTER DATA

BETTER DECISIONS

BETTER OUTCOMES



MATERNAL & NEWBORN HEALTH SCORE CARD



SIAYA COUNTY

Data snapshot based on | KHIS 2025, QOC 2024, KDHS 2022, KMFR, Population Census 2019

3. Quality of Care Assessment 2024

#	Indicator	Performance	Target	Achievement
1	Health worker density – Total doctors (Medical officers & specialists) per 10,000 population	0.5	7.7	
2	Health worker density – Total clinical officers per 10,000 population	2.9	0.9	
3	Health worker density – Total nurses per 10,000 population	7.9	58.6	
4	Health worker density – Total lab techs per 10,000 population	2	14	
5	Core cadre density – Total doctors, nurses and clinical officers per 10,000 population	11.2	23	
6	Stockout of chlorhexidine gel 7.1%	43	0	
7	Stockout of oxytocin	26	0	
8	% of Level 2-5 facilities providing delivery services with all 7 Basic Emergency Obstetric and Newborn Care(BEmONC) signal functions	27	100	
9	% of hospitals(Level 4 & 5) providing all 7 BEmONC signal functions + Blood Transfusion & Caesarean Section	30	100	
10	Total facility density per 10,000 population	2.3	2	
11	% of health workers able to make correct diagnosis and treatment of Post Partum Hemorrhage (PPH)	51	100	
12	% of health workers able to make correct diagnosis and treatment of Birth Asphyxia	53	100	
13	Absenteeism Rate	24	1.5	





MATERNAL & NEWBORN HEALTH SCORE CARD










TAITA TAVETA COUNTY

KEY HIGHLIGHTS - KHIS 2025



1. Kenya Demographic Health Survey 2022

#	Indicator	Performance	Target	Achievement
1	4th Antenatal Care Coverage (%)	65	90	
2	(%) of Deliveries conducted by SBA	96	90	
3	Still Birth Rate	9	12	
4	Neonatal Mortality Rate	19	12	
5	Postnatal Care within 48 hours (mothers)	87	80	
6	BCG Immunization Coverage among 1 year olds (%)	98	100	
7	Teenage Pregnancy Rate	18	13	

2. Population Census 2019

#	Indicator	Performance	Target	Achievement
1	Maternal Mortality Ratio	257	70	

SCORING CRITERIA

 Below target (<70%)
  Approaching target (70%-89%)
  Achieved target (>90%)



BETTER DATA

BETTER DECISIONS

BETTER OUTCOMES



MATERNAL & NEWBORN HEALTH SCORE CARD



TAITA TAVETA COUNTY

Data snapshot based on | KHIS 2025, QOC 2024, KDHS 2022, KMFR, Population Census 2019

3. Quality of Care Assessment 2024

#	Indicator	Performance	Target	Achievement
1	Health worker density – Total doctors (Medical officers & specialists) per 10,000 population	1.2	7.7	
2	Health worker density – Total clinical officers per 10,000 population	4.7	0.9	
3	Health worker density – Total nurses per 10,000 population	14	58.6	
4	Health worker density – Total lab techs per 10,000 population	3.4	14	
5	Core cadre density – Total doctors, nurses and clinical officers per 10,000 population	19.9	23	
6	Stockout of chlorhexidine gel 7.1%	29	0	
7	Stockout of oxytocin	24	0	
8	% of Level 2-5 facilities providing delivery services with all 7 Basic Emergency Obstetric and Newborn Care(BEmONC) signal functions	21	100	
9	% of hospitals(Level 4 & 5) providing all 7 BEmONC signal functions + Blood Transfusion & Caesarean Section	43	100	
10	Total facility density per 10,000 population	2.8	2	
11	% of health workers able to make correct diagnosis and treatment of Post Partum Hemorrhage (PPH)	67	100	
12	% of health workers able to make correct diagnosis and treatment of Birth Asphyxia	63	100	
13	Absenteeism Rate	20	1.5	





MATERNAL & NEWBORN HEALTH SCORE CARD



TANA RIVER COUNTY

KEY HIGHLIGHTS - KHIS 2025



1. Kenya Demographic Health Survey 2022

#	Indicator	Performance	Target	Achievement
1	4th Antenatal Care Coverage (%)	61	90	
2	(%) of Deliveries conducted by SBA	59	90	
3	Still Birth Rate	17	12	
4	Neonatal Mortality Rate	23	12	
5	Postnatal Care within 48 hours (mothers)	60	80	
6	BCG Immunization Coverage among 1 year olds (%)	95	100	
7	Teenage Pregnancy Rate	17	13	

2. Population Census 2019

#	Indicator	Performance	Target	Achievement
1	Maternal Mortality Ratio	586	70	

SCORING CRITERIA

Below target (<70%) Approaching target (70%-89%) Achieved target (>90%)




BETTER DATA

BETTER DECISIONS

BETTER OUTCOMES



MATERNAL & NEWBORN HEALTH SCORE CARD



TANA RIVER COUNTY

Data snapshot based on | KHIS 2025, QOC 2024, KDHS 2022, KMFR, Population Census 2019

3. Quality of Care Assessment 2024

#	Indicator	Performance	Target	Achievement
1	Health worker density – Total doctors (Medical officers & specialists) per 10,000 population	0.2	7.7	
2	Health worker density – Total clinical officers per 10,000 population	2.2	0.9	
3	Health worker density – Total nurses per 10,000 population	6.4	58.6	
4	Health worker density – Total lab techs per 10,000 population	1.7	14	
5	Core cadre density – Total doctors, nurses and clinical officers per 10,000 population	8.8	23	
6	Stockout of chlorhexidine gel 7.1%	37	0	
7	Stockout of oxytocin	28	0	
8	% of Level 2-5 facilities providing delivery services with all 7 Basic Emergency Obstetric and Newborn Care(BEmONC) signal functions	36	100	
9	% of hospitals(Level 4 & 5) providing all 7 BEmONC signal functions + Blood Transfusion & Caesarean Section	11	100	
10	Total facility density per 10,000 population	2	2	
11	% of health workers able to make correct diagnosis and treatment of Post Partum Hemorrhage (PPH)	27	100	
12	% of health workers able to make correct diagnosis and treatment of Birth Asphyxia	14	100	
13	Absenteeism Rate	28	1.5	



BETTER DATA

BETTER DECISIONS

BETTER OUTCOMES



MATERNAL & NEWBORN HEALTH SCORE CARD










THARAKA NITHI COUNTY

KEY HIGHLIGHTS - KHIS 2025



1. Kenya Demographic Health Survey 2022

#	Indicator	Performance	Target	Achievement
1	4th Antenatal Care Coverage (%)	63	90	
2	(%) of Deliveries conducted by SBA	95	90	
3	Still Birth Rate	22	12	
4	Neonatal Mortality Rate	12	12	
5	Postnatal Care within 48 hours (mothers)	80	80	
6	BCG Immunization Coverage among 1 year olds (%)	100	100	
7	Teenage Pregnancy Rate	10	13	

2. Population Census 2019

#	Indicator	Performance	Target	Achievement
1	Maternal Mortality Ratio	332	70	

SCORING CRITERIA

 Below target (<70%)
  Approaching target (70%-89%)
  Achieved target (>90%)



BETTER DATA

BETTER DECISIONS

BETTER OUTCOMES



MATERNAL & NEWBORN HEALTH SCORE CARD



THARAKA NITHI COUNTY

Data snapshot based on | KHIS 2025, QOC 2024, KDHS 2022, KMFR, Population Census 2019

3. Quality of Care Assessment 2024

#	Indicator	Performance	Target	Achievement
1	Health worker density – Total doctors (Medical officers & specialists) per 10,000 population	1	7.7	
2	Health worker density – Total clinical officers per 10,000 population	4	0.9	
3	Health worker density – Total nurses per 10,000 population	16.7	58.6	
4	Health worker density – Total lab techs per 10,000 population	4	14	
5	Core cadre density – Total doctors, nurses and clinical officers per 10,000 population	21.8	23	
6	Stockout of chlorhexidine gel 7.1%	71	0	
7	Stockout of oxytocin	71	0	
8	% of Level 2-5 facilities providing delivery services with all 7 Basic Emergency Obstetric and Newborn Care(BEmONC) signal functions	59	100	
9	% of hospitals(Level 4 & 5) providing all 7 BEmONC signal functions + Blood Transfusion & Caesarean Section	45	100	
10	Total facility density per 10,000 population	4.1	2	
11	% of health workers able to make correct diagnosis and treatment of Post Partum Hemorrhage (PPH)	34	100	
12	% of health workers able to make correct diagnosis and treatment of Birth Asphyxia	29	100	
13	Absenteeism Rate	29	1.5	



BETTER DATA

BETTER DECISIONS

BETTER OUTCOMES



MATERNAL & NEWBORN HEALTH SCORE CARD










TRANS NZOIA COUNTY

KEY HIGHLIGHTS - KHIS 2025




1. Kenya Demographic Health Survey 2022

#	Indicator	Performance	Target	Achievement
1	4th Antenatal Care Coverage (%)	68	90	
2	(%) of Deliveries conducted by SBA	93	90	
3	Still Birth Rate	11	12	
4	Neonatal Mortality Rate	23	12	
5	Postnatal Care within 48 hours (mothers)	82	80	
6	BCG Immunization Coverage among 1 year olds (%)	98	100	
7	Teenage Pregnancy Rate	18	13	

2. Population Census 2019

#	Indicator	Performance	Target	Achievement
1	Maternal Mortality Ratio	287	70	

SCORING CRITERIA

 Below target (<70%)
  Approaching target (70%-89%)
  Achieved target (>90%)



BETTER DATA

BETTER DECISIONS

BETTER OUTCOMES



MATERNAL & NEWBORN HEALTH SCORE CARD

TRANS NZOIA COUNTY



Data snapshot based on | KHIS 2025, QOC 2024, KDHS 2022, KMFR, Population Census 2019

3. Quality of Care Assessment 2024

#	Indicator	Performance	Target	Achievement
1	Health worker density – Total doctors (Medical officers & specialists) per 10,000 population	0.4	7.7	
2	Health worker density – Total clinical officers per 10,000 population	1.8	0.9	
3	Health worker density – Total nurses per 10,000 population	5.3	58.6	
4	Health worker density – Total lab techs per 10,000 population	1.3	14	
5	Core cadre density – Total doctors, nurses and clinical officers per 10,000 population	7.5	23	
6	Stockout of chlorhexidine gel 7.1%	37	0	
7	Stockout of oxytocin	23	0	
8	% of Level 2-5 facilities providing delivery services with all 7 Basic Emergency Obstetric and Newborn Care(BEmONC) signal functions	30	100	
9	% of hospitals(Level 4 & 5) providing all 7 BEmONC signal functions + Blood Transfusion & Caesarean Section	33	100	
10	Total facility density per 10,000 population	1.5	2	
11	% of health workers able to make correct diagnosis and treatment of Post Partum Hemorrhage (PPH)	42	100	
12	% of health workers able to make correct diagnosis and treatment of Birth Asphyxia	41	100	
13	Absenteeism Rate	27	1.5	





MATERNAL & NEWBORN HEALTH SCORE CARD



TURKANA COUNTY

KEY HIGHLIGHTS - KHIS 2025



1. Kenya Demographic Health Survey 2022

#	Indicator	Performance	Target	Achievement
1	4th Antenatal Care Coverage (%)	58	90	
2	(%) of Deliveries conducted by SBA	53	90	
3	Still Birth Rate	13	12	
4	Neonatal Mortality Rate	21	12	
5	Postnatal Care within 48 hours (mothers)	58	80	
6	BCG Immunization Coverage among 1 year olds (%)	97	100	
7	Teenage Pregnancy Rate	19	13	

2. Population Census 2019

#	Indicator	Performance	Target	Achievement
1	Maternal Mortality Ratio	381	70	

SCORING CRITERIA

Below target (<70%)
 Approaching target (70%-89%)
 Achieved target (>90%)



BETTER DATA

BETTER DECISIONS

BETTER OUTCOMES



MATERNAL & NEWBORN HEALTH SCORE CARD



TURKANA COUNTY

Data snapshot based on | KHIS 2025, QOC 2024, KDHS 2022, KMFR, Population Census 2019

3. Quality of Care Assessment 2024

#	Indicator	Performance	Target	Achievement
1	Health worker density – Total doctors (Medical officers & specialists) per 10,000 population	0.2	7.7	
2	Health worker density – Total clinical officers per 10,000 population	1.8	0.9	
3	Health worker density – Total nurses per 10,000 population	6.4	58.6	
4	Health worker density – Total lab techs per 10,000 population	1.2	14	
5	Core cadre density – Total doctors, nurses and clinical officers per 10,000 population	8.4	23	
6	Stockout of chlorhexidine gel 7.1%	24	0	
7	Stockout of oxytocin	25	0	
8	% of Level 2-5 facilities providing delivery services with all 7 Basic Emergency Obstetric and Newborn Care(BEmONC) signal functions	24	100	
9	% of hospitals(Level 4 & 5) providing all 7 BEmONC signal functions + Blood Transfusion & Caesarean Section	33	100	
10	Total facility density per 10,000 population	2.5	2	
11	% of health workers able to make correct diagnosis and treatment of Post Partum Hemorrhage (PPH)	33	100	
12	% of health workers able to make correct diagnosis and treatment of Birth Asphyxia	35	100	
13	Absenteeism Rate	33	1.5	



BETTER DATA

BETTER DECISIONS

BETTER OUTCOMES



MATERNAL & NEWBORN HEALTH SCORE CARD



UASIN GISHU COUNTY

KEY HIGHLIGHTS - KHIS 2025



1. Kenya Demographic Health Survey 2022

#	Indicator	Performance	Target	Achievement
1	4th Antenatal Care Coverage (%)	72	90	
2	(%) of Deliveries conducted by SBA	95	90	
3	Still Birth Rate	31	12	
4	Neonatal Mortality Rate	17	12	
5	Postnatal Care within 48 hours (mothers)	75	80	
6	BCG Immunization Coverage among 1 year olds (%)	99	100	
7	Teenage Pregnancy Rate	11	13	

2. Population Census 2019

#	Indicator	Performance	Target	Achievement
1	Maternal Mortality Ratio	204	70	

SCORING CRITERIA

Below target (<70%) Approaching target (70%-89%) Achieved target (>90%)



BETTER DATA

BETTER DECISIONS

BETTER OUTCOMES



MATERNAL & NEWBORN HEALTH SCORE CARD



UASIN GISHU COUNTY

Data snapshot based on | KHIS 2025, QOC 2024, KDHS 2022, KMFR, Population Census 2019

3. Quality of Care Assessment 2024

#	Indicator	Performance	Target	Achievement
1	Health worker density – Total doctors (Medical officers & specialists) per 10,000 population	1	7.7	
2	Health worker density – Total clinical officers per 10,000 population	2.6	0.9	
3	Health worker density – Total nurses per 10,000 population	9.9	58.6	
4	Health worker density – Total lab techs per 10,000 population	2.5	14	
5	Core cadre density – Total doctors, nurses and clinical officers per 10,000 population	13.5	23	
6	Stockout of chlorhexidine gel 7.1%	43	0	
7	Stockout of oxytocin	39	0	
8	% of Level 2-5 facilities providing delivery services with all 7 Basic Emergency Obstetric and Newborn Care(BEmONC) signal functions	42	100	
9	% of hospitals(Level 4 & 5) providing all 7 BEmONC signal functions + Blood Transfusion & Caesarean Section	63	100	
10	Total facility density per 10,000 population	2	2	
11	% of health workers able to make correct diagnosis and treatment of Post Partum Hemorrhage (PPH)	46	100	
12	% of health workers able to make correct diagnosis and treatment of Birth Asphyxia	51	100	
13	Absenteeism Rate	28	1.5	





MATERNAL & NEWBORN HEALTH SCORE CARD










VIHIGA COUNTY

KEY HIGHLIGHTS - KHIS 2025



1. Kenya Demographic Health Survey 2022

#	Indicator	Performance	Target	Achievement
1	4th Antenatal Care Coverage (%)	79	90	
2	(%) of Deliveries conducted by SBA	97	90	
3	Still Birth Rate	19	12	
4	Neonatal Mortality Rate	16	12	
5	Postnatal Care within 48 hours (mothers)	92	80	
6	BCG Immunization Coverage among 1 year olds (%)	100	100	
7	Teenage Pregnancy Rate	8	13	

2. Population Census 2019

#	Indicator	Performance	Target	Achievement
1	Maternal Mortality Ratio	393	70	

SCORING CRITERIA

 Below target (<70%)
  Approaching target (70%-89%)
  Achieved target (>90%)



BETTER DATA

BETTER DECISIONS

BETTER OUTCOMES



MATERNAL & NEWBORN HEALTH SCORE CARD



VIHIGA COUNTY

Data snapshot based on | KHIS 2025, QOC 2024, KDHS 2022, KMFR, Population Census 2019

3. Quality of Care Assessment 2024

#	Indicator	Performance	Target	Achievement
1	Health worker density – Total doctors (Medical officers & specialists) per 10,000 population	0.6	7.7	
2	Health worker density – Total clinical officers per 10,000 population	3.6	0.9	
3	Health worker density – Total nurses per 10,000 population	9.8	58.6	
4	Health worker density – Total lab techs per 10,000 population	2.6	14	
5	Core cadre density – Total doctors, nurses and clinical officers per 10,000 population	14	23	
6	Stockout of chlorhexidine gel 7.1%	60	0	
7	Stockout of oxytocin	58	0	
8	% of Level 2-5 facilities providing delivery services with all 7 Basic Emergency Obstetric and Newborn Care(BEmONC) signal functions	12	100	
9	% of hospitals(Level 4 & 5) providing all 7 BEmONC signal functions + Blood Transfusion & Caesarean Section	8	100	
10	Total facility density per 10,000 population	2	2	
11	% of health workers able to make correct diagnosis and treatment of Post Partum Hemorrhage (PPH)	50	100	
12	% of health workers able to make correct diagnosis and treatment of Birth Asphyxia	40	100	
13	Absenteeism Rate	45	1.5	



BETTER DATA

BETTER DECISIONS

BETTER OUTCOMES



MATERNAL & NEWBORN HEALTH SCORE CARD



WAJIR COUNTY

KEY HIGHLIGHTS - KHIS 2025



1. Kenya Demographic Health Survey 2022

#	Indicator	Performance	Target	Achievement
1	4th Antenatal Care Coverage (%)	45	90	
2	(%) of Deliveries conducted by SBA	57	90	
3	Still Birth Rate	54	12	
4	Neonatal Mortality Rate	37	12	
5	Postnatal Care within 48 hours (mothers)	37	80	
6	BCG Immunization Coverage among 1 year olds (%)	95	100	
7	Teenage Pregnancy Rate	11	13	

2. Population Census 2019

#	Indicator	Performance	Target	Achievement
1	Maternal Mortality Ratio	403	70	

SCORING CRITERIA

Below target (<70%)
 Approaching target (70%-89%)
 Achieved target (>90%)



BETTER DATA

BETTER DECISIONS

BETTER OUTCOMES



MATERNAL & NEWBORN HEALTH SCORE CARD



WAJIR COUNTY

Data snapshot based on | KHIS 2025, QOC 2024, KDHS 2022, KMFR, Population Census 2019

3. Quality of Care Assessment 2024

#	Indicator	Performance	Target	Achievement
1	Health worker density – Total doctors (Medical officers & specialists) per 10,000 population	0.5	7.7	
2	Health worker density – Total clinical officers per 10,000 population	1.9	0.9	
3	Health worker density – Total nurses per 10,000 population	5.2	58.6	
4	Health worker density – Total lab techs per 10,000 population	1.7	14	
5	Core cadre density – Total doctors, nurses and clinical officers per 10,000 population	7.6	23	
6	Stockout of chlorhexidine gel 7.1%	43	0	
7	Stockout of oxytocin	39	0	
8	% of Level 2-5 facilities providing delivery services with all 7 Basic Emergency Obstetric and Newborn Care(BEmONC) signal functions	45	100	
9	% of hospitals(Level 4 & 5) providing all 7 BEmONC signal functions + Blood Transfusion & Caesarean Section	10	100	
10	Total facility density per 10,000 population	4	2	
11	% of health workers able to make correct diagnosis and treatment of Post Partum Hemorrhage (PPH)	62	100	
12	% of health workers able to make correct diagnosis and treatment of Birth Asphyxia	63	100	
13	Absenteeism Rate	22	1.5	



BETTER DATA

BETTER DECISIONS

BETTER OUTCOMES



MATERNAL & NEWBORN HEALTH SCORE CARD



WEST POKOT COUNTY

KEY HIGHLIGHTS - KHIS 2025



1. Kenya Demographic Health Survey 2022

#	Indicator	Performance	Target	Achievement
1	4th Antenatal Care Coverage (%)	35	90	
2	(%) of Deliveries conducted by SBA	65	90	
3	Still Birth Rate	22	12	
4	Neonatal Mortality Rate	27	12	
5	Postnatal Care within 48 hours (mothers)	70	80	
6	BCG Immunization Coverage among 1 year olds (%)	97	100	
7	Teenage Pregnancy Rate	36	13	

2. Population Census 2019

#	Indicator	Performance	Target	Achievement
1	Maternal Mortality Ratio	473	70	

SCORING CRITERIA

Below target (<70%)
 Approaching target (70%-89%)
 Achieved target (>90%)



BETTER DATA

BETTER DECISIONS

BETTER OUTCOMES



MATERNAL & NEWBORN HEALTH SCORE CARD



WEST POKOT COUNTY

Data snapshot based on | KHIS 2025, QOC 2024, KDHS 2022, KMFR, Population Census 2019

3. Quality of Care Assessment 2024

#	Indicator	Performance	Target	Achievement
1	Health worker density – Total doctors (Medical officers & specialists) per 10,000 population	0.4	7.7	
2	Health worker density – Total clinical officers per 10,000 population	1.8	0.9	
3	Health worker density – Total nurses per 10,000 population	7.7	58.6	
4	Health worker density – Total lab techs per 10,000 population	1.5	14	
5	Core cadre density – Total doctors, nurses and clinical officers per 10,000 population	9.9	23	
6	Stockout of chlorhexidine gel 7.1%	39	0	
7	Stockout of oxytocin	43	0	
8	% of Level 2-5 facilities providing delivery services with all 7 Basic Emergency Obstetric and Newborn Care(BEmONC) signal functions	11	100	
9	% of hospitals(Level 4 & 5) providing all 7 BEmONC signal functions + Blood Transfusion & Caesarean Section	40	100	
10	Total facility density per 10,000 population	2.5	2	
11	% of health workers able to make correct diagnosis and treatment of Post Partum Hemorrhage (PPH)	67	100	
12	% of health workers able to make correct diagnosis and treatment of Birth Asphyxia	75	100	
13	Absenteeism Rate	28	1.5	



BETTER DATA

BETTER DECISIONS

BETTER OUTCOMES